

Nonlinear excitation of subcritical instabilities in a toroidal plasma

M. Lesur¹, K. Itoh^{2,3}, T. Ido², M. Osakabe^{2,4}, K. Ogawa^{2,4}, A. Shimizu²,
M. Sasaki¹, K. Ida^{2,4}, S. Inagaki^{1,2}, S.-I Itoh^{1,3}, and the LHD experiment group
¹*Research Institute for Applied Mechanics, Kyushu University, 816-8580 Kasuga, Japan*
²*National Institute for Fusion Science, 509-5292 Toki, Japan*
³*Research Center for Plasma Turbulence, Kyushu University, 816-8580 Kasuga, Japan and*
⁴*SOKENDAI (The Graduate University for Advanced Studies), 509-5292 Toki, Japan*

(Dated: August 24, 2015)

In collisionless plasma, it is known that linearly stable modes can be destabilized (subcritically) by the presence of structures in phase-space. However, nonlinear growth requires the presence of a seed structure with a relatively large threshold in amplitude. We demonstrate that, in the presence of another, linearly unstable (supercritical) mode, wave-wave coupling can provide a seed, which is significantly below the threshold, but can still grow by (and only by) the collaboration of fluid and kinetic nonlinearities. By modeling the subcritical mode kinetically, and the impact of the supercritical mode by simple wave-wave coupling equations, it is shown that this new kind of subcritical instability can be triggered, even when the frequency of the supercritical mode is rapidly sweeping. The model is applied to bursty onset of geodesic acoustic modes in a LHD experiment. The model recovers several key features such as relative amplitude, timescales, and phase relations. It suggests that the strongest bursts are subcritical instabilities, driven by this mechanism of combined fluid and kinetic nonlinearities.

Subcritical instabilities are ubiquitous in fluids and plasmas [1]. These include subcritical or submarginal turbulence, which is self-sustained nonlinearly. Subcritical, or submarginal turbulence, is observed in pipe flow, planar Poiseuille flow, and planar Couette flow [2]. In magnetized fusion plasmas, subcritical turbulence is predicted by theory for current-diffusive interchange turbulence [3], and drift-wave turbulence in slab geometry [4]. Subcritical excitation also concerns large-scale perturbations, such as Kelvin-Helmholtz instability [5, 6], or the formation of self-sustaining magnetic islands (neoclassical tearing mode) in magnetized fusion plasmas [7].

For this wide range of subcritical systems, the subcritical bifurcation originates from a fluid nonlinearity, or nonlinearity in real space. On the other hand, kinetic nonlinearities, or nonlinearities in the phase-space of particle distribution, play a crucial role in hot plasmas in general. In particular, strong wave-particle resonances lead to the formation of structures in phase-space. This is observed in a wide range of laboratory and space plasmas [8]. Theory predicts that these structures can lead to subcritical instabilities, where the kinetic nonlinearity enable the growth of a mode that is linearly damped [9, 10]. In this Letter, we report the first theoretical analysis that interprets an experimental observation as a subcritical instability with an essential role of kinetic nonlinearity.

We analyze an intriguing observation in the helical plasma of the LHD, which was described in Ref. [11] (*paper one*). Chirping bursts of Energetic particle-driven Geodesic Acoustic Mode (EGAM) [12] are sometimes accompanied by a stronger burst with twice the amplitude. We call the stronger, faster burst as secondary, or *daughter mode*, and the weaker, slower (chirping) EGAM burst as primary, or *mother mode*. The daughter's growth rate

is one order-of-magnitude larger than the mother's. The amplitude increase of the daughter is so large (compared with the amplitude decrease of the mother) that it clearly violates the Manley-Rowe relations [13]. This suggests that the daughter is not excited by e.g. simple parametric coupling.

To analyze this observation, we develop a new reduced model, which combines the kinetic description of the daughter mode with the nonlinear fluid coupling [14] between mother and daughter. This model can be seen as an extension of the Berk-Breizman (BB) model [15]. The model is able to qualitatively reproduce relative amplitudes, and timescales, as well as the mother-daughter phase relation. This analysis suggests that the daughter mode is a subcritical instability, which is dormant until the mother excites it by fluid nonlinearity, leveraged by kinetic nonlinearity. Neither fluid nonlinearities alone, nor kinetic nonlinearities alone, can sustain the growth of the daughter mode to large amplitude. Surprisingly, the mechanism involved here is different from that described in earlier theories [16], in that the growth occurs much below the amplitude threshold, and without dynamical evolution of frequency (chirping).

Model - In a toroidal device, the structure, linear frequency and linear growth rate of an energetic particle-driven mode is determined by 3D calculations, and evolve on a slow time scale of mean field evolution (~ 100 ms). However, the kinetic nonlinear effects, which induce chirping and subcritical instability, happen on a fast time scale (~ 1 ms) and can be treated perturbatively in a 1D model (the BB model) [17]. Here, we consider the interaction of two modes. To treat the present problem, we split the electric field E between the two waves, $E = E_1 + E_2$, and introduce a hybrid model. The daughter mode (E_1) is treated by a kinetic 1D model, and

the mother mode (E_2) is treated as a simple medium for nonlinear energy transfer. For E_2 , we prescribe the initial amplitude $Z_{2,0}$ and time-evolution of frequency $\omega_2(t)$ from experimental data. We assume that the impact of the mother on the particles near the resonant location of the daughter is negligible. The interaction between the two waves is modeled by the equations for period doubling.

The evolution of the energetic particle distribution, $f(x, v, t)$, in the neighborhood of the resonance of the daughter mode E_1 , is given by a kinetic equation [15, 18],

$$\frac{\partial f}{\partial t} + v \frac{\partial f}{\partial x} + \frac{qE_1}{m} \frac{\partial f}{\partial v} = \frac{\nu_f^2}{k_1} \frac{\partial \delta f}{\partial v} + \frac{\nu_d^3}{k_1^2} \frac{\partial^2 \delta f}{\partial v^2}, \quad (1)$$

where $\delta f \equiv f - f_0$, and $f_0(v)$ is the initial velocity distribution. The r.h.s. is a collision operator, where ν_f and ν_d are input parameters characterizing dynamical friction and velocity-space diffusion, respectively. Here, $k_1 x$ corresponds to the poloidal angle in the perturbative expansion from 3D to 1D.

The evolution of the two parts of electric field is given by

$$\frac{dZ_1}{dt} = -\frac{m\omega_p^3}{4\pi qn_0} \int f(x, v, t) e^{-i(k_1 x - \omega_1 t)} dx dv - \gamma_d Z_1 - i \frac{V}{\omega_1} Z_2 Z_1^* e^{-i\theta t}, \quad (2)$$

$$\frac{dZ_2}{dt} = -i \frac{V}{\omega_2} Z_1^2 e^{i\theta t}, \quad (3)$$

where $E_j \equiv Z_j \exp[i(k_j x - \omega_j t)] + c.c.$, and n_0 is the total density. The term proportional to γ_d is an external wave damping, which is a model for all linear dissipative mechanisms of the wave energy to the background plasma [15].

Eqs. (2) and (3) both include a term that describes energy exchange between mother and daughter. The nonlinear interaction between GAMs (zonal flows) has been studied. Experimentally, direct measurements indicated that GAM can drive energy transfer in a range of frequencies higher than the GAM frequency [19]. In theory, the dominant interaction originates either from second-order coupling between vorticity and parallel velocity, as well as vorticity and density [20], or via higher-order modulation mechanisms of background turbulence [21, 22]. In both cases, the coupling takes a standard form, which depends on the coupling constant V , and the frequency mismatch $\theta \equiv \omega_2(t) - 2\omega_1$. In this model, the linear frequency of the mode, ω_1 is fixed, but the frequency of E_1 can evolve nonlinearly due to the time-evolution of Z_1 .

Eq. (3) does not include any dissipation term (no γ_d) nor driving term, because we assume a balance between external drive and external damping for simplicity. This assumption is consistent with the timescale separation

between evolutions of E_1 and E_2 . The timescale of evolution of the mother (~ 10 ms) is much slower than that of the daughter (< 1 ms), as long as $|Z_1| < |Z_2|/2$.

We solve the above model with the COBBLES [23] code. The initial velocity slope is measured by the linear drive $\gamma_{L,0} = (\pi\omega_1^3)/(2k_1^2 n_0) \partial_v f_0$. To simulate thermal noise, we add to Z_1 a noise term $Z_{\text{noise}} e^{i\phi_r}$, where ϕ_r is a phase that is randomized at each time step.

The system of Eqs. (1)-(2), in the single mode ($V \rightarrow 0$) limit, describes subcritical excitation of an isolated E_1 [24]. In this case, Landau damping generates a seed phase-space structure, whose growth rate can be positive if the growth due to momentum exchange overcomes decay due to collisions [16]. This process yields a threshold in initial, or noise amplitude. With the above multiple-mode model (Eqs. (1)-(3), $V \neq 0$), we are able to investigate whether a large enough seed phase-space structure can originate from the wave energy provided by fluid coupling with a linearly unstable mode. As we will explain, the answer turns out to be: no, but subcritical growth can occur anyway.

Reproducing the experiment - We concentrate on the LHD experiment, shot #119729, at $t \approx 3.88$ s. Fig. 1 shows the time evolution of the magnetic perturbations (a), and its spectrogram (b). In Fig. 1(a), the signal from the Mirnov coil has been filtered into a low frequency (LF, $f = 30 - 50$ kHz) component for the daughter mode, and a high frequency (HF, $f = 60 - 95$ kHz) component for the mother mode. The dynamical change of frequency of the mother mode (mode 2), around the time of the burst of the daughter mode (mode 1), is modeled as a linear increase. Since the spatial 3D structures of mother and daughter are very similar [11], we ignore the radial inhomogeneity, and study the ratio between mother and daughter amplitudes of magnetic perturbation. To relate the electric field in the simulation with the Mirnov coil signal, we assume a linear relationship between $|\tilde{\phi}|$ and $|\tilde{B}|$, which is consistent with experiment [12].

We scanned the parameter space ($\gamma_{L,0}$, γ_d , ν_f , ν_d , V). We identified a finite region of the parameter space where the simulation is in qualitative agreement with the experiment, in terms of the time-evolution of the amplitude of perturbed field. Fig. 1 shows, for a typical simulation, the time evolution of the amplitudes (c), and the spectrogram of the total field (d). Table I lists each input parameter of the simulation (first and second column). In addition to the time evolution of amplitude, the simulation agrees qualitatively with the experiment in the sense that the daughter mode is only very slightly chirping ($\delta\omega/\omega_1 < 10\%$, as measured by tracking perturbations in the particle distribution), even though strongly chirping daughter mode is allowed in the model. The lack of chirping of the daughter mode validates, a posteriori, our assumption of fixed ω_1 in the frequency mismatch θ used for computing the wave-wave coupling terms.

Furthermore, the mother/daughter phase locking,

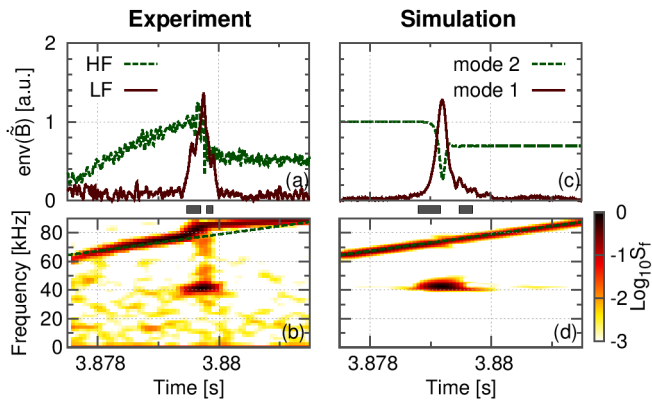


FIG. 1. Comparison between experiment and simulation. (a) Low (LF) and high frequency (HF) components of magnetic perturbation. Here, "env" refers to the envelope. (b) Spectrogram of magnetic perturbation. (c) Amplitudes of modes 1 and 2 in the simulation. (d) Spectrogram of the total field. Dashed line in (b) and (d): $\omega_2(t)$ used as input in the model.

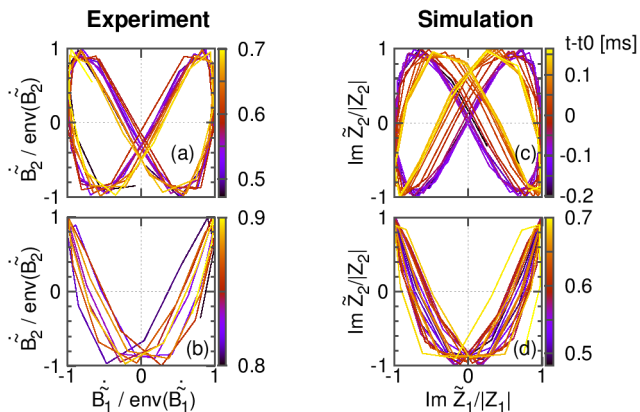


FIG. 2. Lissajous figure during the growth (a), and the decay (b) of daughter mode in the experiment, and (c-d) in the simulation. For the simulation, $\tilde{Z}_i \equiv Z_i e^{-i\omega_i t}$. The timing is shown by grey rectangles in Fig. 1. Colorbars show the time shifted by $t_0 = 3.879$ s.

which was discovered in paper one, is qualitatively captured by numerical simulations. Fig. 2 shows the Lissajous curve during growth and decay phases, for the experiment (a,b) and for the simulation (c,d) [25]. The mother/daughter phase relation locks itself during the growth phase and the decay phase of the daughter.

Therefore, we have shown that our model is able to qualitatively reproduce the nonlinear evolution of the daughter, in terms of amplitudes, timescales, and phase locking. Note that we use a simple 1D model which was designed to reproduce qualitatively the excitation mechanism of the daughter. We do not pretend to recover quantitatively from first principles the features of the child, neither to reproduce the combined evolution of both mother and daughter, but rather show the possibil-

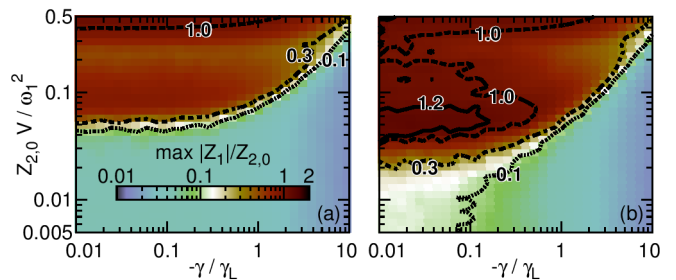


FIG. 3. Nonlinear stability diagram for the daughter mode without (a) and with (b) the kinetic term in Eq.(2). Peak amplitude of daughter mode as a function of distance from linear stability, and coupling coefficient. The white area is the stability threshold.

ity of a new mechanism as follows.

Collaborative fluid/kinetic nonlinearity - Here, we briefly describe the essence of combined dynamics of two kinds of nonlinear mechanisms. A first crucial point is that, in the limit $V = 0$, there is no subcritical instability unless we apply an artificially large initial perturbation $Z_{1,0} \sim Z_0$. Therefore single-mode kinetic nonlinearity alone is insufficient. A second crucial point is that, if we remove the kinetic part, that is, the first term of the r.h.s. of Eq.(2), then the amplitude of the daughter stays negligible compared to the amplitude of the mother. Therefore fluid nonlinearity alone is also insufficient. It is the combination of fluid and kinetic nonlinearities that allows significant subcritical instability. This new hybrid fluid-kinetic subcritical instability is illustrated in Fig. 3, which compares the stability of the daughter without (a) and with (b) the kinetic term in Eq.(2). The unstable region ($\max |Z_1|/Z_{2,0} \sim 1$) is significantly extended to lower V in the parameter space of $(-\gamma, V)$. Here, $-\gamma = \gamma_d - \gamma_{L,0}$ is used as a measure of distance from linear marginal stability.

In previous works [16, 23, 24], the kinetic subcritical instability was due to the growth of phase-space structures, and thus linked to chirping. Here, chirping does not occur during daughter growth (there is slight chirping, but during daughter decay), consistently with the relatively large $\nu_d \sim \gamma_{L,0}$ [26]. In fact, the peak amplitude $|Z_1|$ produced by fluid coupling alone is orders-of-magnitude below the predicted amplitude threshold for subcritical growth. These observations suggest that the mechanism is different from previously known kinetic subcritical instability.

Let us give more details about the new mechanism. It is convenient to describe the three terms in the r.h.s. of Eq. 2 as kinetic, dissipative, and coupling terms, respectively. During daughter growth, the dissipative and coupling terms are nearly locked in anti-phase ($1.2\pi - 1.3\pi$ phase difference). Therefore, the coupling acts as an effective reduction of dissipation. The kinetic term is

Parameter	Value	Range	Independent estimation
$\gamma_{L,0}/\omega_1$	0.03	0.01 – 0.08	0.1 is supercritical [27]
$\gamma_d/\gamma_{L,0} - 1$	0.03	0.01 – 0.7	$\gamma_L \approx \gamma_d$ hypothesis
$\nu_f/\gamma_{L,0}$	0.067	0.003 – 0.3	Fokker-Plank, 0.068
$\nu_d/\gamma_{L,0}$	0.53	0.3 – 1.5	Fokker-Plank, 0.44
VZ_0/ω_1^2	50	40 – 80	$\sim 10^{-2} - 10^2$ [22]
$Z_{\text{noise}}/Z_{2,0}$	0.06	$10^{-4} - 0.3$	Input from
$10^3 Z_{2,0}/Z_0$	1	0.6 – 2.0	experimental
$\omega_1^{-2} d\omega_2/dt$	5×10^{-4}	$10^{-4} - 10^{-3}$	data

TABLE I. Input parameters of the model. Here, Z_0 is an arbitrary normalizing factor.

in phase with the dissipative term. In amplitude, all three terms are comparable. Therefore, the sum of three terms approximately results in a real, positive growth rate $\sim \gamma_d \sim \gamma_{L,0}$.

Impact of input parameters - The model includes a priori 8 input parameters (assuming a constant chirping rate $d\theta/dt$ for the mother mode at the onset of daughter). Here we describe the sensitivity, and the experimental and theoretical basis for these parameters.

We have conducted a sensitivity analysis, where we vary each input parameter, everything else being equal, and measure the impact on the time evolution of the daughter mode. The third column (*Range*) of Table I lists for each parameter the range (everything else being equal) where the simulation qualitatively agrees with the experiment. Note that the evolution of the daughter is mostly sensitive to $\gamma_{L,0}$, ν_d , V , $Z_{2,0}$ and $d\omega_2/dt$.

The fourth column of Table I lists estimations from independent methods when available. Two of the five sensitive parameters, $Z_{2,0}$, $d\omega_2/dt$, as well as Z_{noise} , are inputs from experimental data. Another sensitive parameter, ν_d , as well as ν_f , can be obtained from experimental measurements, by projecting the Fokker-Plank collision operator on the resonance surface of the daughter [28, 29], including the significant impact of impurities [18]. We use the local plasma parameters around the radial location of the daughter as given in paper one, and a magnetic shear $S \approx 0.2$. In addition, we assume carbon impurities with $T_C = T_i$ and $Z_{\text{eff}} = 2$. We obtain $\nu_f/\gamma_{L,0} \approx 0.068$ and $\nu_d/\gamma_{L,0} \approx 0.44$, which are 1% and 17%, respectively, below the parameters of the simulation shown in Fig. 1.

There remain two parameters with significant impacts: 1. the slope of energetic particle distribution, parametrized by $\gamma_{L,0}$, and 2. the coupling coefficient V . For 1., it was shown that the order of magnitude $\gamma_{L,0}/\omega_1 \sim 0.1$ is relevant for linearly unstable EGAMs on similar LHD plasmas [27], which suggests that 0.03 is relevant for linearly stable EGAMs. For 2., substituting the parameters of the experiment into Eq. (35) of Ref. [22] yields an estimate $Z_0 V/\omega_1^2 \sim 10^{-2} - 10^2$. The result is sensitive to the radial wave number of the GAM, but not inconsistent with our simulation. Thus, V is a

key parameter, with a finite range that reproduces the experiment, but with poor theoretical guide. Therefore, quantitative deduction of V from the first principles is encouraged.

The model provides the following predictions, which are open to future experimental tests.

1. The ratio between the mother and the daughter mode can become much larger, $|Z_1|/|Z_2| > 2$, if the daughter mode exhibits strong chirping, $\Delta\omega_1 \sim \omega_1$ (see discussion below).

2. Since the best limit for driving a subcritical instability is $d\omega_2/dt \rightarrow 0$, and in this case, we observed no nonlinear instability for $\gamma_d > 2\gamma_{L,0}$, we predict that there won't appear any subcritical instability with $\gamma_d \gg \gamma_{L,0}$.

Summary - We have shown that the model can reproduce key aspects of the experimental observation of paper one. It interprets the daughter mode as a manifestation of a subcritical instability, driven by the cooperative combination of fluid nonlinearity and kinetic nonlinearity. In contrast with previously-known kinetic subcritical instabilities, the amplitude stays below the kinetic threshold, and the chirping of the present fluid/kinetic hybrid subcritical instability seems to be limited by a quasi-phase-matching condition with the mother mode. These results imply a new channel of mode excitation, which modifies the flow of energy in the system.

Discussion - The model underlies a broader phenomenology. By varying the input parameters, it leads to other kinds of nonlinear evolution of both the daughter and the mother mode. In particular, if the ratio ν_f/ν_d increases, the amplitude threshold for pure kinetic instability significantly decreases. For $\nu_f/\nu_d \sim 1$, the mother mode can push the daughter mode over the threshold, then the daughter chirps strongly. In this case, the role of the mother is reduced to that of an initial trigger, and the daughter's amplitude can grow an order-of-magnitude above the mother's amplitude. This may turn out to be a significant issue in ITER, where ν_f/ν_d is predicted to be above unity [29], in contrast to currently operating devices.

In our analysis, we have prescribed the time evolution of mother frequency $\omega_2(t)$ with constant chirping rate. As a caveat, this prescribed evolution ends when $|Z_1| \sim |Z_2|$. Indeed, in the experiment, the ratio ω_2/ω_1 increases very rapidly, but almost linearly, from 1.9 to 2.0, within a 0.2ms span during the daughter growth. The model, by its design, is unable to recover this apparent synchronization mechanism. However, the ratio of 2.0 is not reached before the very end of daughter growth. This indicates that the synchronization may not be a key aspect of the instability mechanism, although it may be a key aspect of the full dynamics of coupled modes. Reproducing the self-consistent coupled evolution of both mother and daughter is a relevant challenge that we leave for future work. Here we focused on the origin of the subcritical, daughter mode.

One of the author is grateful for stimulating discussions with Y. Kosuga, M. Yagi, H. Wang, M. Kikuchi, K. Miki, and the participants in the Festival de Théorie. This work was supported by grants-in-aid for scientific research of JSPS, Japan (15K18305, 15H02155, 23244113 and 15H02335), and by the collaboration programs of the RIAM of Kyushu University and of NIFS, and Asada Science Foundation. Computations were performed on the XT system at Kyushu University and Plasma Simulator at NIFS.

-
- [1] A. Yoshizawa, S. Itoh, and K. Itoh, *Plasma and Fluid Turbulence: Theory and Modelling*, (IOP Publishing, Bristol and Philadelphia, 2002).
- [2] V. Romanov, *Functional Analysis and Its Applications* **7**, 137 (1973).
- [3] M. Yagi *et al.*, *Phys. Plasmas* **2**, 4140 (1995).
- [4] J. F. Drake, A. Zeiler, and D. Biskamp, *Phys. Rev. Lett.* **75**, 4222 (1995).
- [5] M. A. Weissman, *Philos. Trans. R. Soc. London A* **290**, 639 (1979).
- [6] L. Meignin, P. Gondret, C. Ruyer-Quil, and M. Rabaud, *Phys. Rev. Lett.* **90**, 234502 (2003).
- [7] R. Carrera, R. D. Hazeltine, and M. Kotschenreuther, *Phys. Fluids* **29**, 899 (1986).
- [8] B. Eliasson and P. Shukla, *Phys. Rep.* **422**, 225 (2006).
- [9] T. H. Dupree, *Phys. Fluids* **25**, 277 (1982).
- [10] H. Schamel, *Phys. Plasmas* **19**, 020501 (2012).
- [11] T. Ido *et al.*, submitted to *Phys. Rev. Lett.*
- [12] T. Ido *et al.*, *Nucl. Fusion* **55**, 083024 (2015).
- [13] J. Manley and H. Rowe, *Proceedings of the IRE* **44**, 904 (1956).
- [14] Since the specific mechanism of mode-mode coupling is unknown, we use the vague term of "fluid coupling". However, we can reasonably speculate that the coupling mechanism belongs to the wide category of parametric-modulational coupling [30].
- [15] H. L. Berk, B. N. Breizman, and M. Pekker, *Phys. Plasmas* **2**, 3007 (1995).
- [16] M. Lesur and P. H. Diamond, *Phys. Rev. E* **87**, 031101 (2013).
- [17] B. N. Breizman *et al.*, *Phys. Plasmas* **4**, 1559 (1997).
- [18] M. Lesur *et al.*, *Phys. Plasmas* **17**, 122311 (2010).
- [19] C. Holland *et al.*, *Phys. Plasmas* **14**, 056112 (2007).
- [20] M. Sasaki *et al.*, *Phys. Plasmas* **16**, 022306 (2009).
- [21] K. Hallatschek and D. Biskamp, *Phys. Rev. Lett.* **86**, 1223 (2001).
- [22] K. Itoh *et al.*, *Phys. Plasmas* **12**, 062303 (2005).
- [23] M. Lesur, Y. Idomura, and X. Garbet, *Phys. Plasmas* **16**, 092305 (2009).
- [24] H. L. Berk *et al.*, *Phys. Plasmas* **6**, 3102 (1999).
- [25] By comparing the Lissajous diagram between \dot{B} and $Im\dot{Z}$, we implicitly assumed a relationship between E in the 1D model and B in the 3D model, with a constant, zero phase shift.
- [26] M. Lesur and Y. Idomura, *Nucl. Fusion* **52**, 094004 (2012).
- [27] H. Wang and Y. Todo, *Phys. Plasmas* **20**, 012506 (2013).
- [28] H. L. Berk, B. N. Breizman, and M. S. Pekker, *Plasma Phys. Rep.* **23**, 778 (1997).
- [29] M. K. Lilley, B. N. Breizman, and S. E. Sharapov, *Phys. Rev. Lett.* **102**, 195003 (2009).
- [30] R. Z. Sagdeev and A. A. Galeev, *Nonlinear Plasma Theory*, Benjamin, New York (1969).