

NATIONAL INSTITUTE FOR FUSION SCIENCE**Multiple-Ionization Cross Sections of Atoms
and Positive Ions by Electron Impact**

V.P. Shevelko, H. Tawara and E. Salzborn

(Received - June 29, 1995)

NIFS-DATA-27

July 1995

**RESEARCH REPORT
NIFS-DATA Series**

This report was prepared as a preprint of compilation of evaluated atomic, molecular, plasma-wall interaction, or nuclear data for fusion research, performed as a collaboration research of the Data and Planning Center, the National Institute for Fusion Science (NIFS) of Japan. This document is intended for future publication in a journal or data book after some rearrangements of its contents.

Inquiries about copyright and reproduction should be addressed to the Research Information Center, National Institute for Fusion Science, Nagoya 464-01, Japan.

Multiple-Ionization Cross Sections of Atoms and Positive Ions by
Electron Impact

V.P.Shevelko¹⁾, H.Tawara²⁾ and E.Salzborn³⁾

¹⁾ P.N.Lebedev Physics Institute, Russian Academy of Sciences,
117924 Moscow, Russia

²⁾ National Institute for Fusion Science, Nagoya 464-01, Japan

³⁾ Institute für Kernphysik, Justus-Liebig-Universität Giessen,
D-35392 Giessen, Germany

Abstract

For the first time, semiempirical formulae for multiple-ionization (MI) cross sections σ_n of atoms and ions by electron impact are suggested for ejection of three or more electrons $n \geq 3$. The formulae have been deduced on the basis of available experimental data on σ_n and the assumption of the Born-Bethe dependence of σ_n on the incident electron energy E .

A comparison of the cross section described by the semiempirical formula suggested with experimental data available for neutral atomic targets from Ne up to U and ejection up to 13 electrons and with those for positive ions from Ar^+ up to W^{4+} with ejection up to four electrons shows that the formulae can be used for estimation of MI cross sections σ_n , $n \geq 3$, from threshold up to high electron energies $E \approx 10^5$ eV for an arbitrary atomic or ionic target.

[keywords: atomic collisions, ionization potential, multiple electron ionization, effective cross section]

Contents

1. Introduction
2. Basic formulae
3. Comparison with experimental data
4. Conclusion
5. References

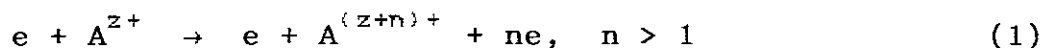
1. Introduction

The problem of the multiple ionization (MI) arising in electron-atom and ion-atom collisions is of a high interest both for our understanding of many-electron processes (multi-electron transitions, electron correlation effects¹⁻²) and for different physical applications such as plasma kinetics problems, charge-state evaluation of atoms exposed to an electron beam, contribution of Auger and shake-off processes and others³⁻⁴.

In the case of MI of atoms and positive ions by electron impact the available experimental data on the cross sections σ_n are often not consistent and complete and large discrepancies exist among MI cross sections, in particular for large numbers n of the ejected electrons (see a compilation⁵). The quantum mechanical calculations of MI cross sections even for $n > 2$ are still unknown, therefore analytical semiempirical formulae constitute a special interest.

A semiempirical formalism to predict double- and triple-ionization cross sections in the vicinity of ionization threshold of some specific atomic targets is applied in ref.⁶. A scaling of multiple-ionization cross sections and semiempirical formulae for σ_n are considered in ref.⁷.

Our aim in this work is to investigate the multiple-ionization process in electron-atom and electron-ion collisions



and to obtain a semiempirical formula for MI cross section σ_n which could describe its behavior on the average in a wide range of the incident electron energy.

2. Basic Formulae

The measured threshold energy E_{th} for MI cross sections σ_n corresponds to the minimal ionization energy I_n required to remove n outmost electrons (see, e.g.,⁸⁻⁹), i.e.

$$E_{th} = I_n = \sum_{i=0}^{n-1} I_{i,i+1}, \quad (2)$$

where $I_{i,i+1}$ is the one-electron ionization energy from the charge i to $i+1$. For example, the minimal energy I_6 required for ionization of six electrons in Kr is estimated to be²⁴⁻²⁵): $I_6 = I(Kr) + I(Kr^+) + I(Kr^{2+}) + I(Kr^{3+}) + I(Kr^{4+}) + I(Kr^{5+}) = 14.0 \text{ eV} + 27.89 \text{ eV} + 41.78 \text{ eV} + 55.67 \text{ eV} + 70.31 \text{ eV} + 84.52 \text{ eV} = 294.17 \text{ eV}$.

Each target atom or ion is characterized by its own set of the minimal ionization energies I_n , so it is natural to choose I_n as a scaling parameter for the incident electron energy E

$$u = E/I_n - 1 \quad (3)$$

similar to a single ionization.

Our analysis of the experimental data available on MI cross sections σ_n for atoms and ions by electron impact showed that the majority of the cross sections has a similar shape for all targets and all cases with $n \geq 3$ and the electron-impact energy dependence is described with the universal Born-Bethe type formula¹⁰):

$$F(u) = \left(\frac{u}{u+1} \right)^c \frac{\ln(u+1)}{u+1}, \quad u = E/I_n - 1, \quad (4)$$

where the constant $c = 1$ for neutral targets ($z = 0$) and $c = 0.75$ for positive ions ($z > 1$) (Fig. 1).

Unfortunately, the energy dependence of double-ionization cross sections σ_2 ($n = 2$) can not be described properly with Eq.(4) and will be considered separately.

We write an expression for σ_n in the form:

$$\sigma_n(u) = \frac{C(n, N)}{(I_n/Ry)^2} F(u) [10^{-18} \text{cm}^2], \quad n \geq 3, \quad (5)$$

where $1Ry = 13.6 \text{ eV}$. Then the coefficient $C(n, N)$ should depend only on two parameters - the number of the ejected electrons n and the total number of the target electrons N . The analysis of the available experimental data with a fixed number of the ejected electrons n but different numbers of the target electrons N has shown that the constant $C(n, N)$ can be written in the form:

$$C(n, N) = a(n) N^{b(n)} \quad (6)$$

where a and b are the approximation parameters. They were obtained by fitting Eqs.(5) and (6) to the experimental data at low as well as at high electron energies. As the references of experimental data for electron-atom collisions we used the results of^(8-9, 11-23). Most of the electron-ion cross sections ions were measured using the crossed beam technique.

Finally, the expression of MI cross section σ_n for electron-atom and electron-ion collisions can be written in the form:

$$\sigma_n(u) = \frac{a(n) N^{b(n)}}{(I_n/Ry)^2} \left[\frac{u}{u+1} \right]^c \frac{\ln(u+1)}{u+1} [10^{-18} \text{cm}^2], \quad n \geq 3, \quad (7)$$

where the constant c is given in eq.(4). The analysis has also

shown that it is possible to describe MI cross sections of atoms and ions by the same set of fitting parameters $a(n)$ and $b(n)$. We note that the parameters $a(n)$ and $b(n)$ given in Table 1 are the smooth functions of n .

For ejection of $3 \leq n \leq 10$ electrons the values for $a(n)$ and $b(n)$ are listed in Table 1; for $n \geq 10$ one can use the asymptotic values:

$$a(n) \approx 1350/n^{-5.7}, \quad b(n) = \text{const} = 2, \quad n \geq 10. \quad (8)$$

Table 1. Fitting parameters $a(n)$ and $b(n)$ in Eq.(7) for removal of $3 \leq n \leq 10$ electrons from atoms or ions.

n	$a(n)$	$b(n)$
3	6.30	1.20
4	0.50	1.73
5	0.14	1.85
6	0.049	1.96
7	0.021	2.00
8	0.0096	2.00
9	0.0049	2.00
10	0.0027	2.00

According to Eq.(7) the cross section σ_n reaches its maximum at $u_{\text{max}} \approx 3.2$, $E_n^{\text{max}} \approx 4.2 I_n$, i.e.,

$$\sigma_n^{\text{max}} \approx 0.27 a(n) N^{b(n)} (I_n/Ry)^{-2} [10^{-18} \text{cm}^2]. \quad (9)$$

Eq.(9) gives quite good estimate for the cross section maximum σ_n^{\max} and the corresponding electron energy E_n^{\max} . For example, for experimental triple-ionization cross section of Bi atoms¹⁵⁾ we have:

$$\sigma_3^{\max} = 2.7 \times 10^{-17} \text{ cm}^2, \quad E_3^{\max} = 170 \text{ eV},$$

meanwhile Eq. (9) gives ($I_3 = 51.3 \text{ eV}$):

$$\sigma_3^{\max} = 0.27 \times 6.3 \times (83)^{1.20} (51.3/13.6)^{-2} 10^{-18} \text{ cm}^2 = 2.40 \times 10^{-17} \text{ cm}^2$$

and $E_3^{\max} = 4.2 \times 51.3 = 215 \text{ eV}$, respectively.

4. Comparison with experimental data

A comparison of the present semiempirical formula (7) with typical experimental data on MI cross sections of neutral atoms and positive ions is given in Figs. 2 - 26 and 27 - 52, respectively. Figures of the MI cross sections are presented in the order of increasing of the target nuclear charge. The minimal ionization potentials I_n were calculated from Tables²⁴⁻²⁵⁾. The values for I_n of some atoms and ions are given in Tables 2 and 3.

Table 2. The minimal ionization energies I_n , eV, for neutral atoms.

Atom	Number of the target electrons N	I_1	I_2	I_3	I_4	I_5	I_6
He	2	24.6	79.0				
Ne	10	21.6	62.7	126	223	349	
Mg	12	7.65	22.6	103	212	353	539
Ar	18	15.8	43.4	84.3	144	219	310
Fe	26	7.87	23.5	56.2	114	197	305
Cu	29	7.73	29.0	77.3	153	256	386
Ga	31	6.00	25.8	56.7	118	214	344
Ge	32	7.90	24.3	58.6	105	192	317
Se	34	9.75	32.1	66.3	112	183	269
Kr	36	14.0	41.9	83.7	139	209	294
Ag	47	7.58	29.1	70.1	131	211	310
In	49	5.79	23.9	51.9	106	184	284
Sn	50	7.34	22.4	53.1	94.8	169	267
Sb	51	8.64	26.0	52.8	98.0	155	250
Te	52	9.01	28.3	58.1	98.4	160	233
Xe	54	12.13	35.7	70.8	117	177	249
Pb	82	7.42	23.0	55.3	98.9	166	254
Bi	83	7.29	24.4	51.3	97.4	156	241
U	92	6.0	17.6	35.7	66.6	116	185

Table 2 (continued)

Atom	Number of the target electrons N	I_7	I_8	I_9	I_{10}	I_{11}	I_{12}	I_{13}
Kr	36	400	542	703				
Xe	54	347	459	630	832	1064	1328	1656

Table 3. The minimal ionization energies I_n , eV, for positive ions.

Ion	Number of the target electrons N	I_3	I_4	Ion	Number of the target electrons N	I_3	I_4
Ar ⁺	17	128	203	Mo ⁺	41	87	
Ar ²⁺	16	176		Mo ²⁺	40	130	
Fe ⁺	25	106		Mo ³⁺	39	173	
Fe ²⁺	24	173		Mo ⁴⁺	38	253	
Fe ³⁺	23	278		Xe ⁺	53	105	165
Fe ⁴⁺	22	324		Xe ²⁺	52	141	213
Fe ⁵⁺	21	400		Xe ³⁺	51	178	
Ni ⁺	27	117		Xe ⁶⁺	48	381	
Ni ²⁺	26	192		Cs ⁺	54	106	167
Ni ³⁺	25	276		La ²⁺	55	130	
Ni ⁴⁺	24	360		W ⁺	73	80	
Kr ⁺	35	125		W ²⁺	72	118	
Kr ²⁺	34	168		W ³⁺	71	160	
Rb ⁺	36	127	200	W ⁴⁺	70	240	

4. Conclusion

A comparison of the cross section described by the semiempirical formula (7) with experimental data available for neutral atomic targets from Ne up to U and ejection up to 13 electrons and with those for positive ions from Ar⁺ up to W⁴⁺ with ejection up to four electrons has shown that in the most cases considered the accuracy of the present formula is a factor of 2 or even better. Two cases are exceptional: quintuple ionization of Ne atoms (Fig. 4) and triple ionization of La²⁺ (Fig. 48) ions where the discrepancy between the semiempirical formula (7) and experimental data is more than one order of magnitude. To make more general conclusions it is necessary to perform further experimental investigations with better accuracies.

It was found semiempirically that σ_n depends mainly on three atomic parameters: the minimal ionization energy I_n , required to remove n electrons from the target, the total number of the target electrons N and the number of the ejected electrons n . For large n , one has the following asymptotic behavior:

$$\sigma_n \sim \frac{N^2}{n^\sigma I_n^2} F(u), \quad u = E/I_n - 1, \quad n \gg 1,$$

where $F(u)$ is the universal function (Eq.(4)) for any $n \geq 3$ and arbitrary neutral target.

Therefore, as the number of the ejected electrons n increases the multiple-ionization cross section approximately decreases as $\sigma_n \sim n^{-\sigma}$.

Of course, the present empirical formula (7) based on the Born-Bethe approximation can not describe properly the energy dependence near cross section maximum where the indirect processes are known to play a significant role. However, the formula suggested is very simple and can be used for estimation of multiple-ionization cross for an arbitrary atomic or ionic target in a wide range of the incident electron energy.

5. References

- 1) J.H.McGuire, Adv. At. Mol. Opt. Phys., 29 (1992) 217
- 2) J.H.McGuire, N.Berrah, R.J.Bartlett, J.A.R.Samson, J.A.Tanis, C.L.Cocke and A.S.Schlachter, J. Phys. B28 (1995) 913
- 3) A.Müller, Phys. Lett., 113A (1980) 415
- 4) M.Stenke, K.Aichele, D.Hathiramani, G.Hofmann, M.Steidl, R.Völpel, V.P.Shevelko, H.Tawara and E.Salzborn, Electron impact multiple ionization of singly- and multiply-charged tungsten ions, J.Phys. B (1995, submitted)
- 5) H.Tawara and T.Kato, At. Data and Nucl. Data Tables, 36 (1987) 167
- 6) H.Deutsch, K.Becker and T.D.Märk, Calculated cross sections for double and triple ionization of atoms and ions by electron impact, Plasma Physics (1995, in printing).
- 7) V.Fisher, Yu.Ralchenko, A.Goldgirsh, D.Fisher and Y.Maron, A scaling of multiple ionization cross sections, J.Phys. B: At. Mol. Opt. Phys. (1995, in printing)
- 8) R.C.Wetzel, F.A.Baiocchi, T.R.Hayes, and R.S.Freund, Phys. Rev. A35 (1987) 559
- 9) K.Tinschert, A.Müller, R.Becker and E.Salzborn, J. Phys. B20,

(1987) 1823

10) V.P.Shevelko and H.Tawara, Semiempirical formulae for multiple-ionization of neutral atoms and positive ions by electron impact, J.Phys. B (1995, submitted)

11) P.McCallion, M.B.Shah and H.B.Gilbody, H.B., J. Phys. B25 (1992) 1051

12) P.McCallion, M.B.Shah and H.B.Gilbody, H.B., J. Phys. B25 (1992) 1061

13) M.B.Shah, P.McCallion, K.Okuno, and H.B.Gilbody, J. Phys. B26 (1993) 2393

14) M.A.Bolorizadeh, C.J.Patton, M.B.Shah and H.B.Gilbody, J.Phys. B27 (1994) 175

15) R.S.Freund, R.C.Wetzel, R.J.Shull and T.R.Hayes, Phys. Rev. A41 (1990) 3575

16) A.Müller and R.Frodl, Phys. Rev. Lett., 44 (1980) 29

17) A.Müller, W.Groh, U.Kneisel, R.Heil, H.Ströher and E.Salzborn, J. Phys. B16 (1983) 2039

18) A.Müller, C.Achenbach, E.Salzborn, and R.Becker, J. Phys. B17 (1984) 1427

19) M.S.Pindzola, D.C.Griffin, C.Bottcher, D.H.Crandall, R.A.Phaneuf and D.C.Gregory, Phys. Rev. A29 (1984) 1749

20) A.Müller, K.Tinschert, C.Achenbach, R.Becker and E.Salzborn, J. Phys. B18 (1985) 3011

21) A.M.Howald, D.C.Gregory, R.A.Phaneuf, D.H.Crandall and M.S.Pindzola, Phys. Rev. Lett., 56 (1986) 1675

22) H.Lebius, J.Binder, H.R.Koslowski, K.Wiesemann and B.A.Huber, J. Phys. B22 (1989) 83

23) M.Stenke, K.Aichele, D.Hathiramani, G.Hofmann, M.Steidl, R.Völpel, Nucl. Instrum. Meth. Phys. Res.B (1994, in printing)

- 24) W.Lotz, J. Opt. Soc. Am., 58 (1968) 915; *ibid* 60 (1970) 206
- 25) T.A.Carlson, C.W.Nestor, Jr., N.Wasserman and J.D.McDowell, Atomic Data Tables, 2 (1970) 63
- 26) B.L.Schram, A.J.Boerboom and J.Kistemaker, Physica 32 (1966) 185
- 27) A.Gaudin and R.J.Hageman, J. Chem. Phys. 64 (1967) 1209
- 28) M.J.Van der Wiel, Th.M.El-Sherbini and L. de Vriens, Physica, 42 (1969) 411
- 29) T.D.Märk, Beitr. Plasmaphysik, 22 (1982) 257
- 30) E.Krishnakumar and S.K.Srivastava, J.Phys. B21 (1988) 105
- 31) B.L.Schram, Physica, 32 (1966) 197
- 32) J.A.Syage, Phys. Rev. A46 (1992) 5666
- 33) J.C.Halle, H.H.Lo and W.Fite, Phys. Rev. A23 (1981) 1708
- 34) D.W.Hughes and R.K.Feeney, Phys. Rev. A23 (1981) 2241
- 35) D.R.Herting, R.K.Feeney, D.W.Hughes and W.E.Sayle II, J. Appl. Phys. 53 (1982) 5427
- 36) A.Müller, K.Tinschert, G.Hofmann, E.Salzborn and G.H.Dunn, Phys. Rev. A40 (1989) 3584

Function $F(u)$

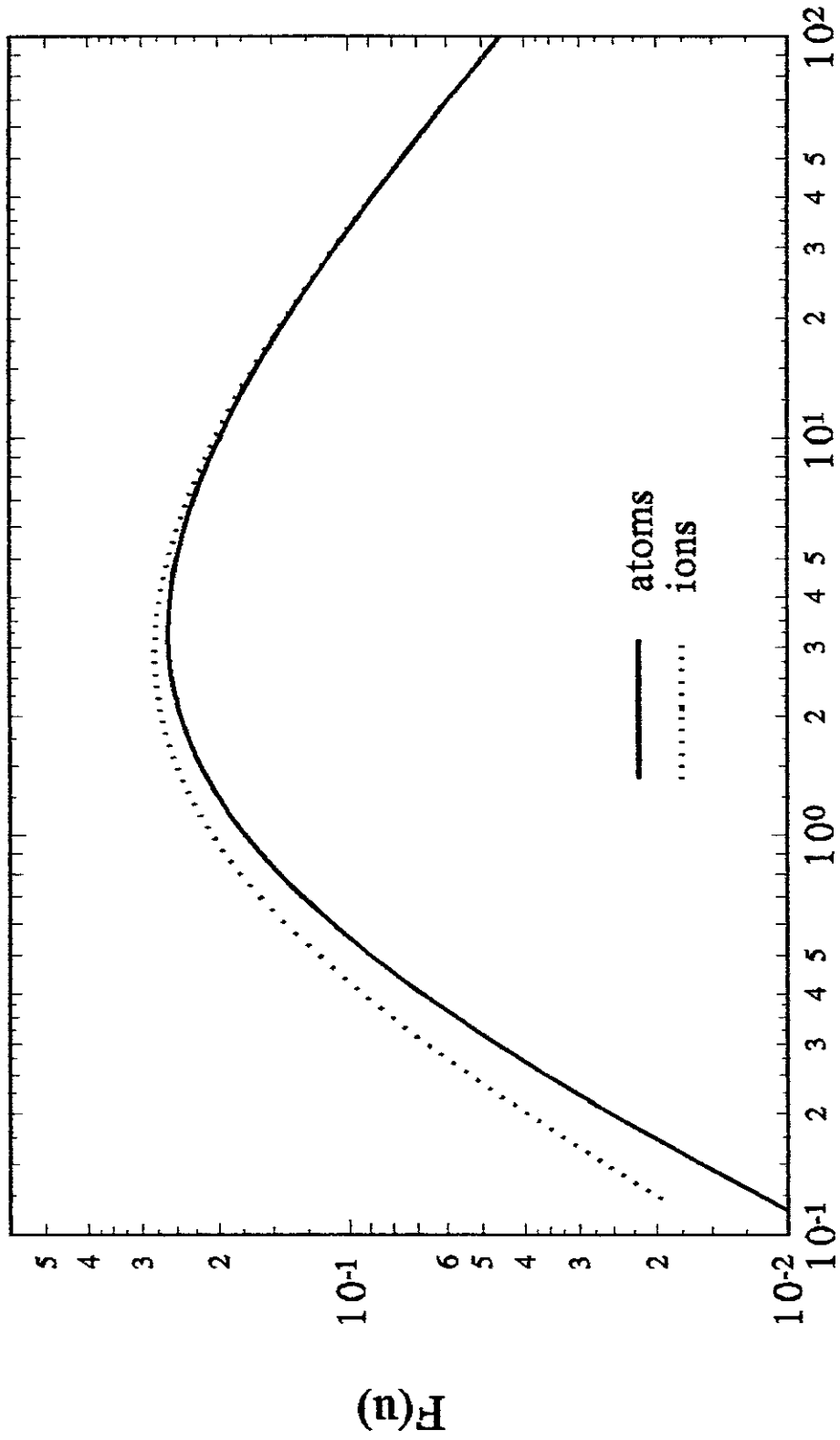
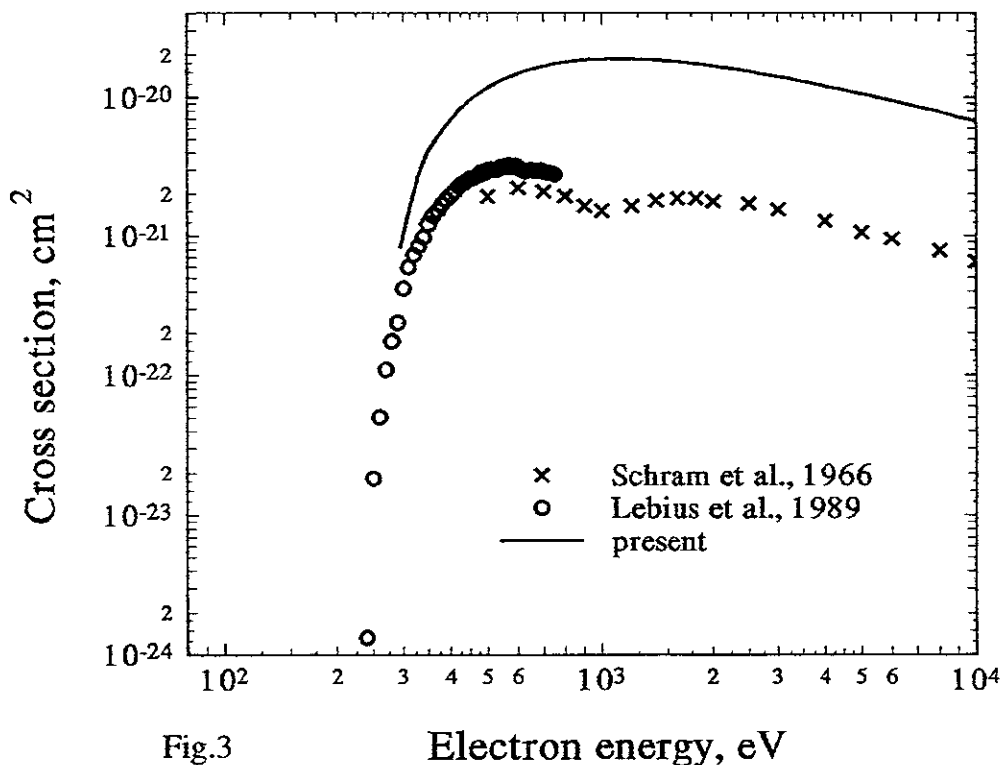
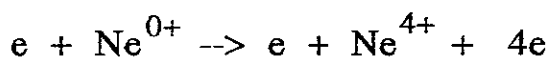
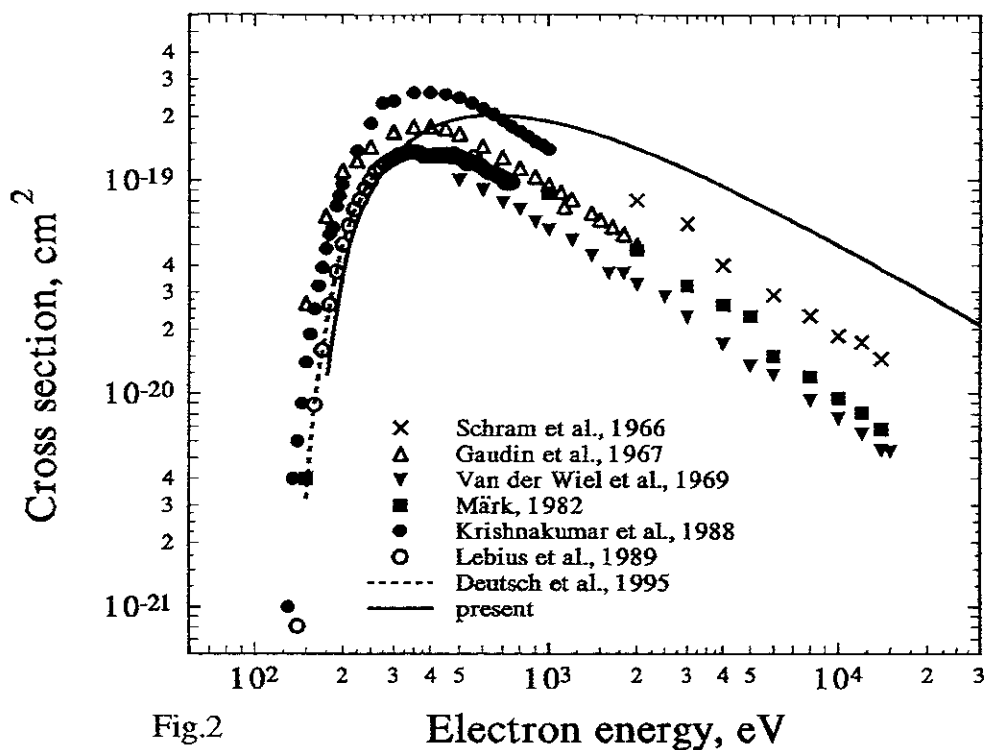
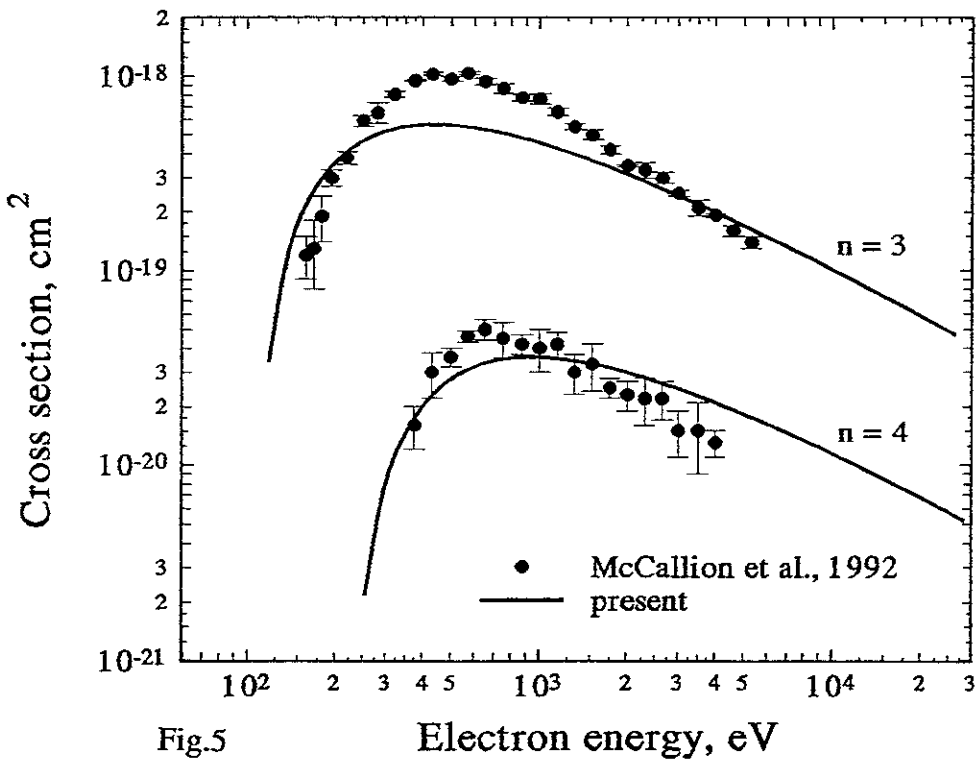
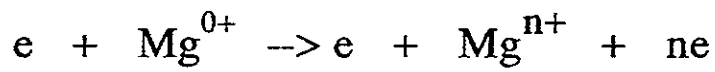
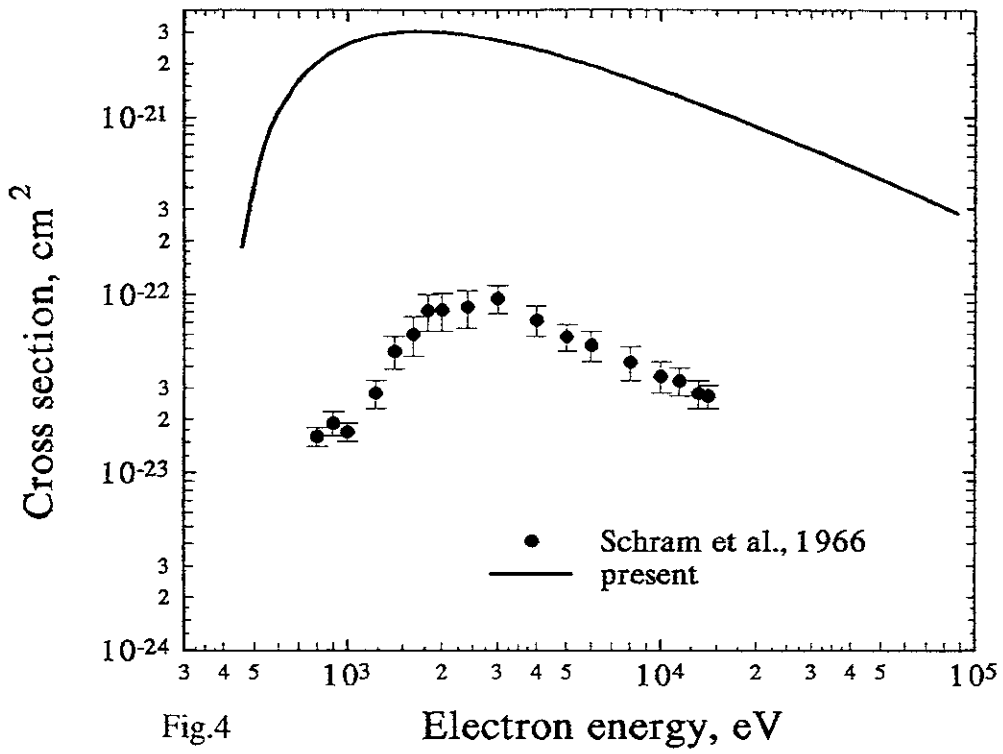
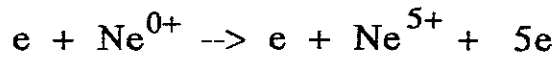
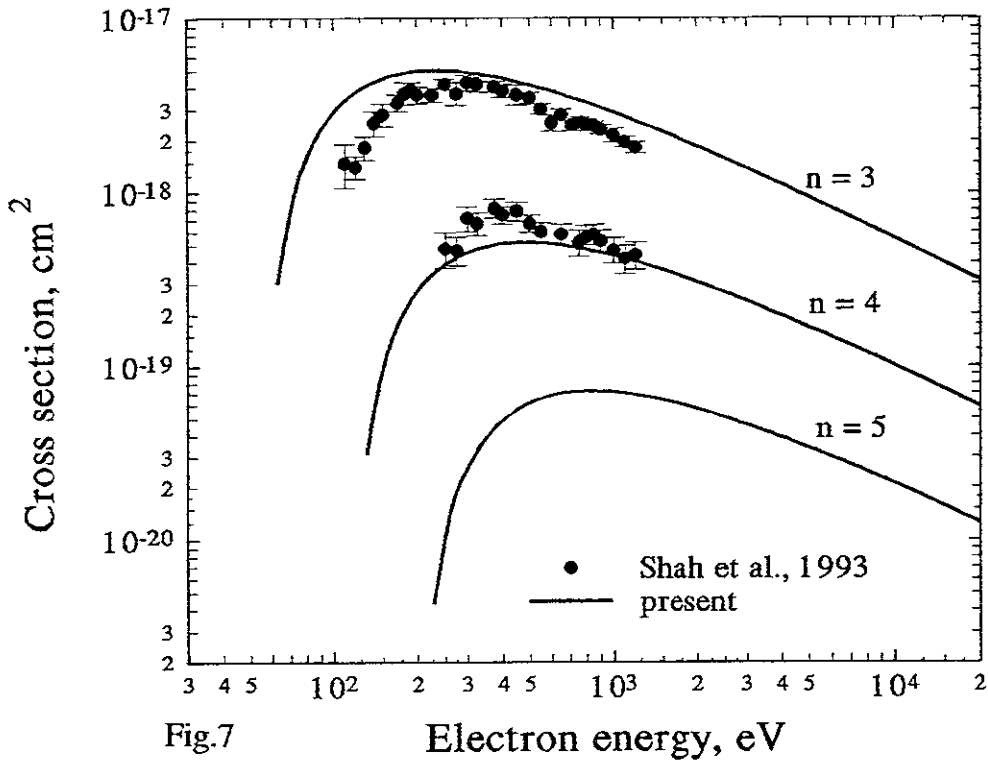
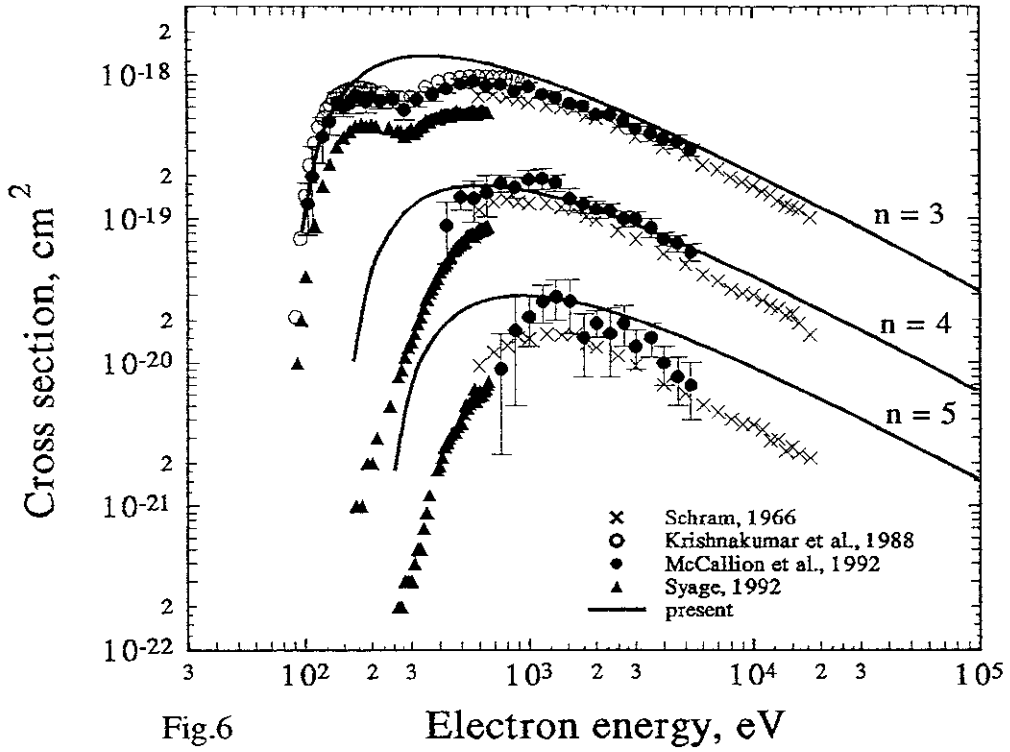
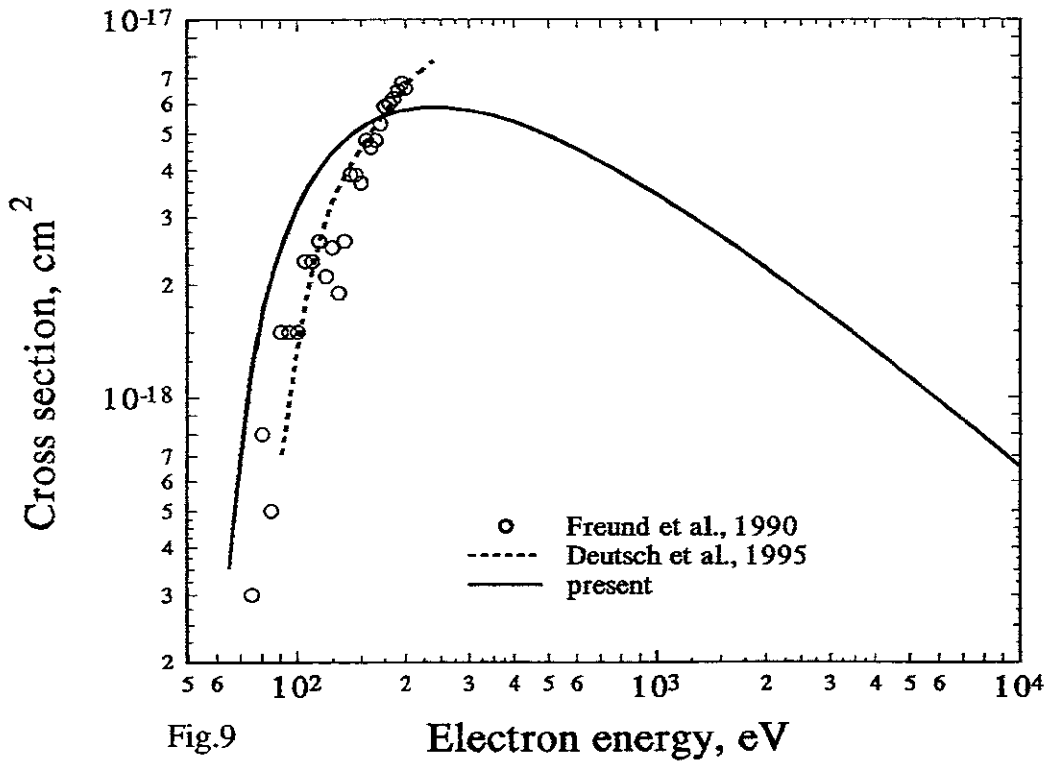
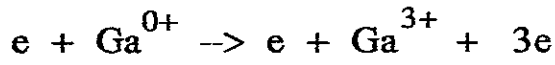
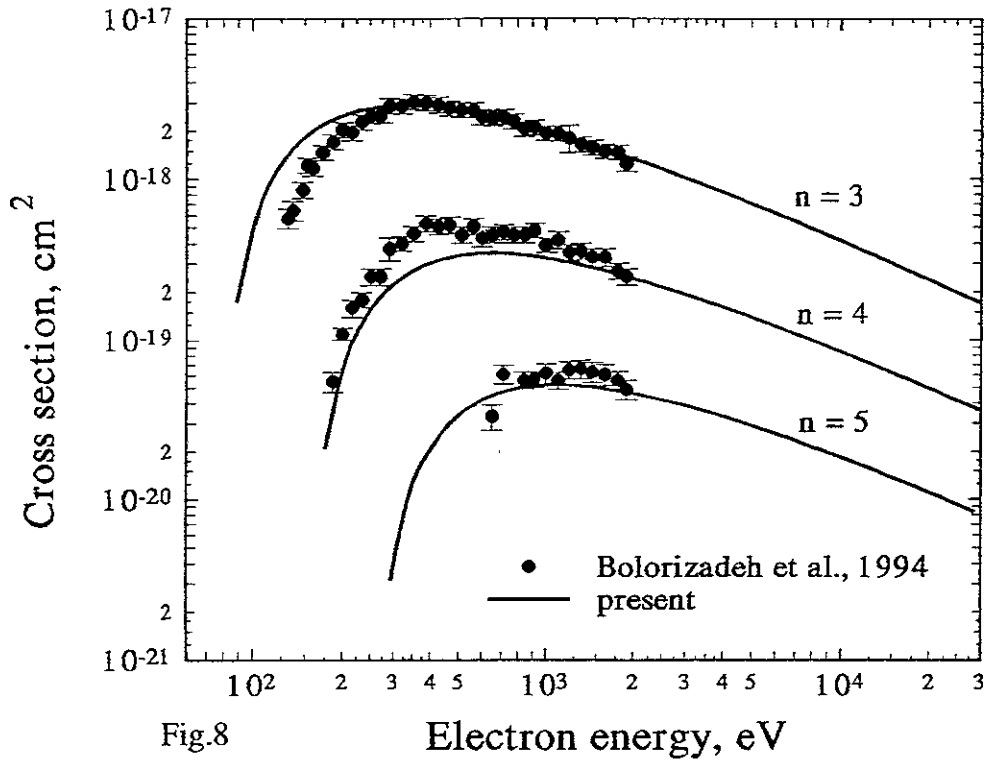
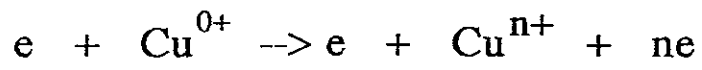


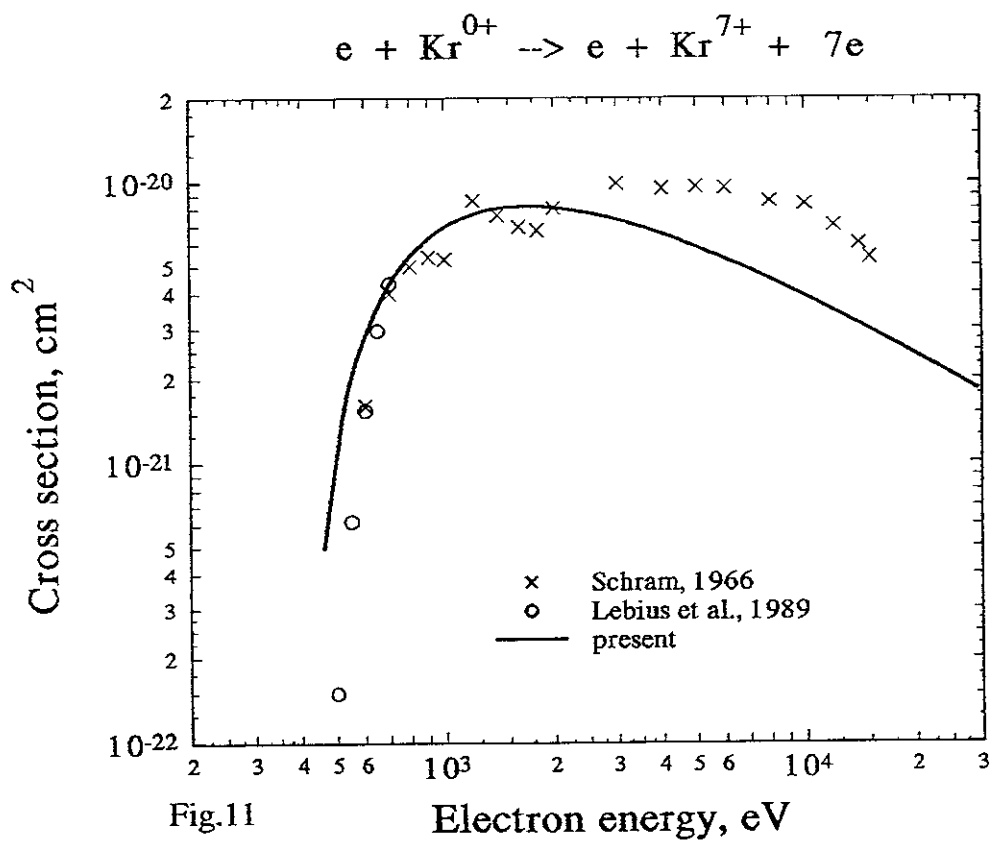
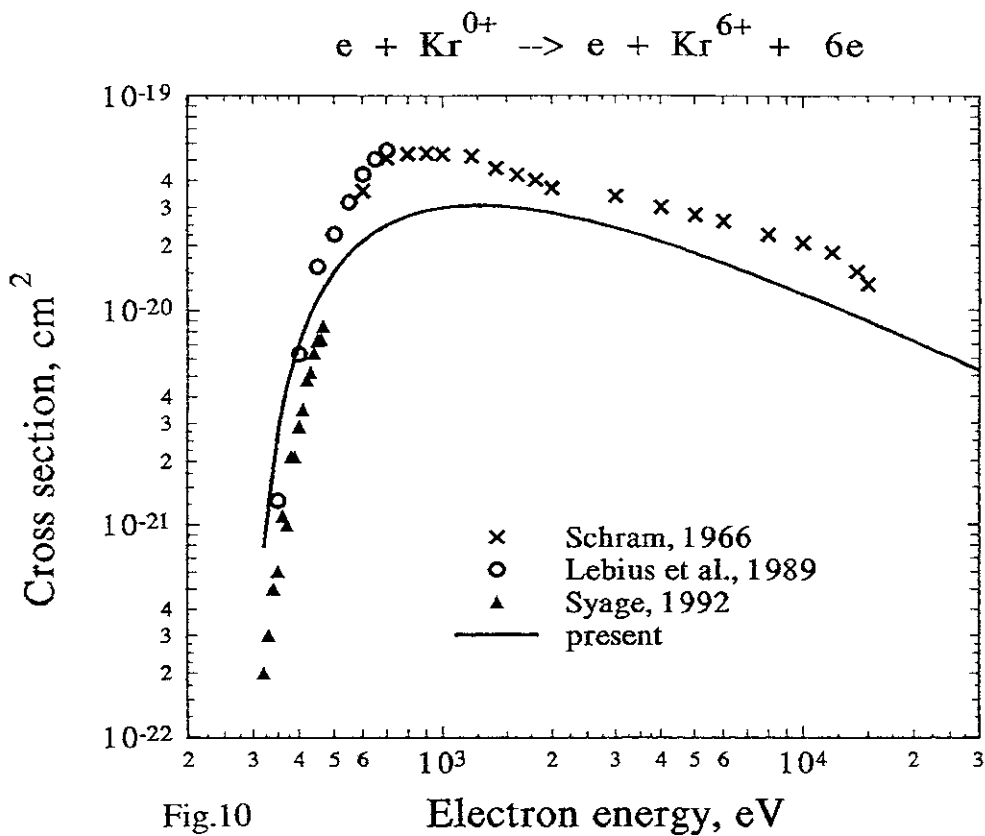
Fig.1 $u = E/I_n - 1$











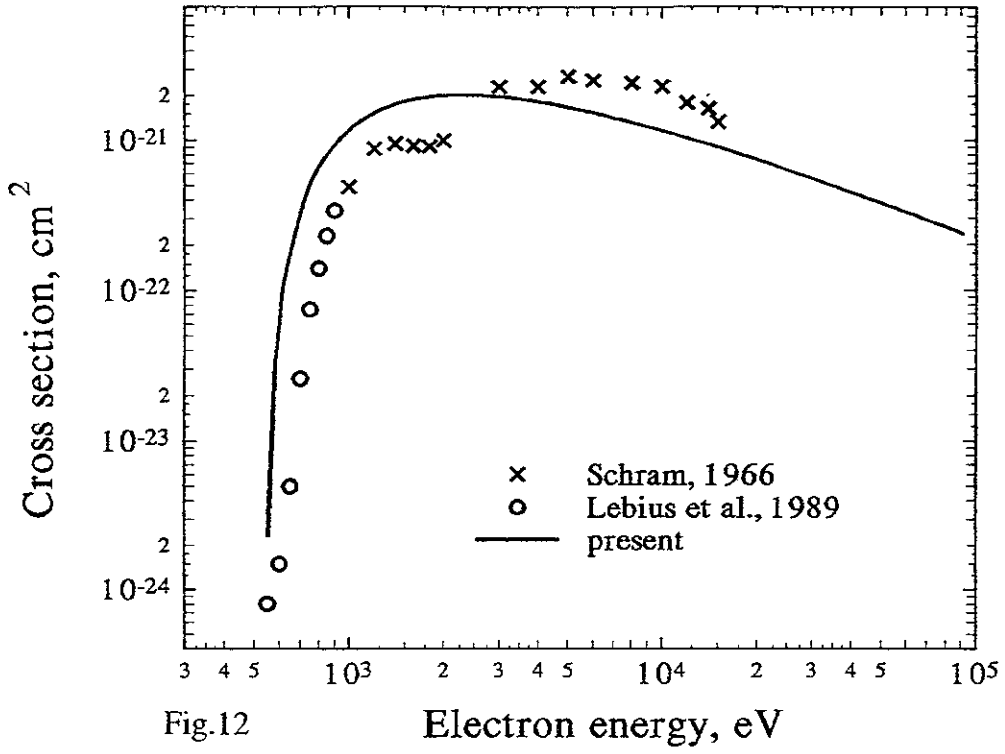
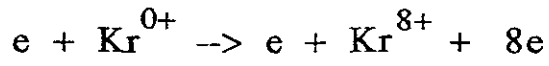


Fig.12

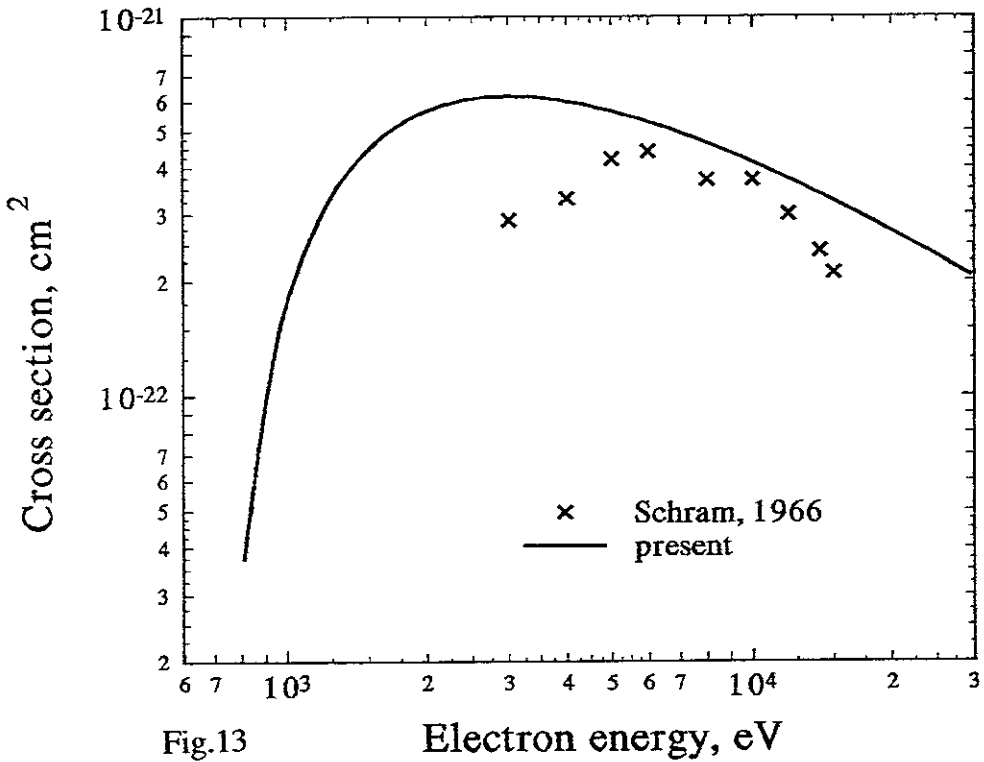
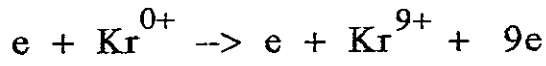
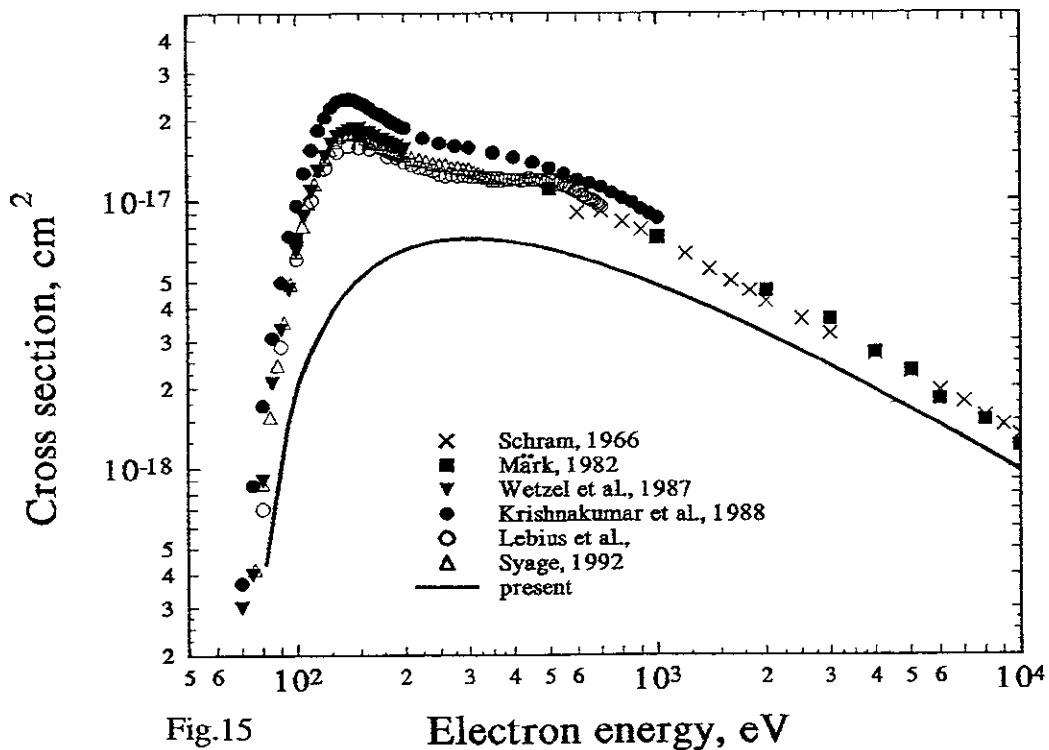
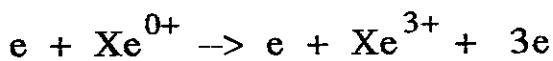
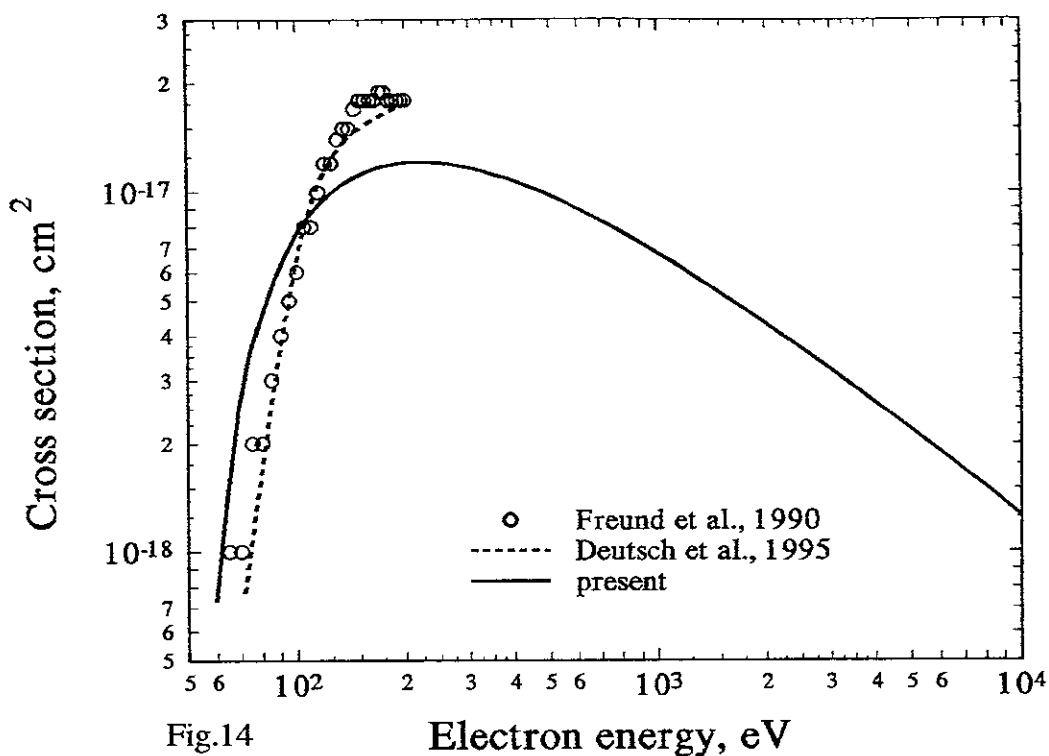
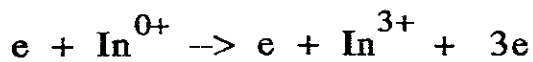
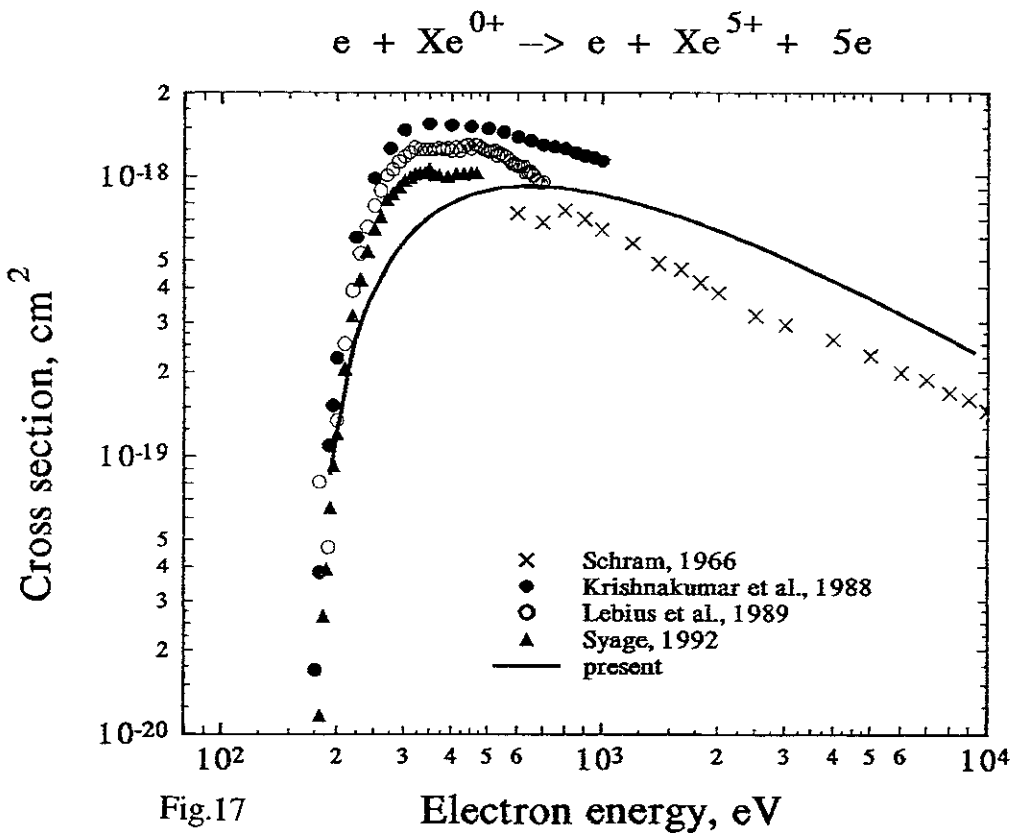
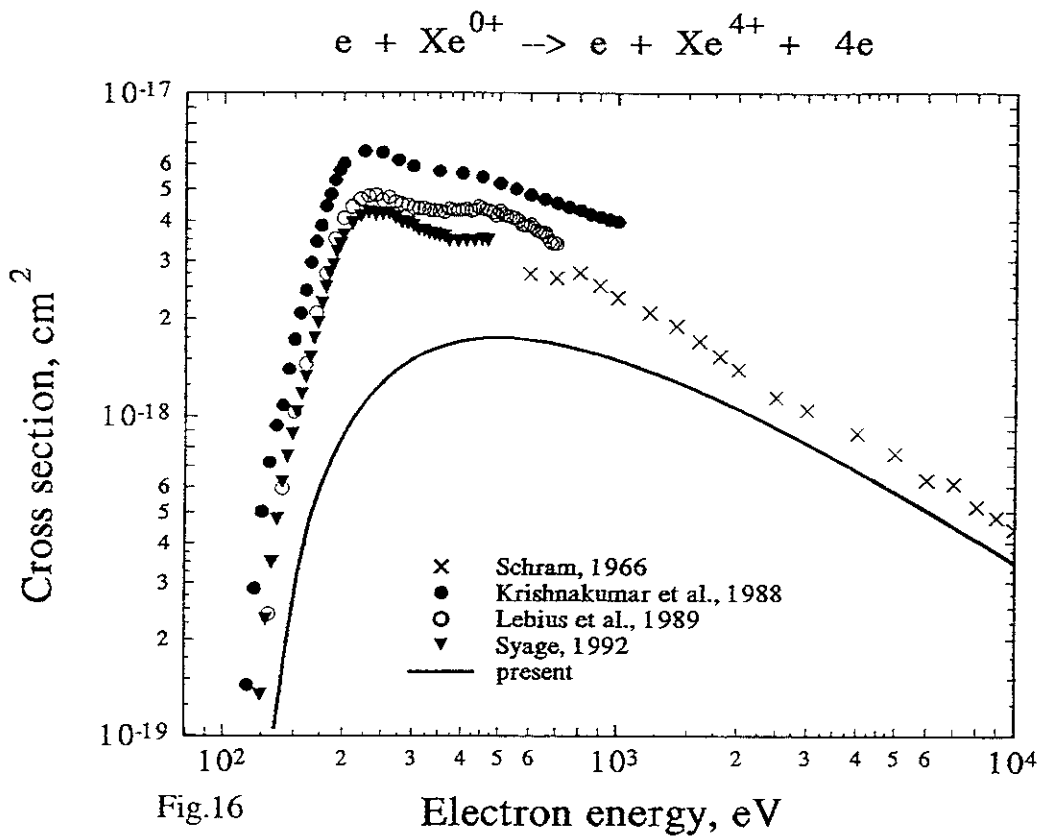
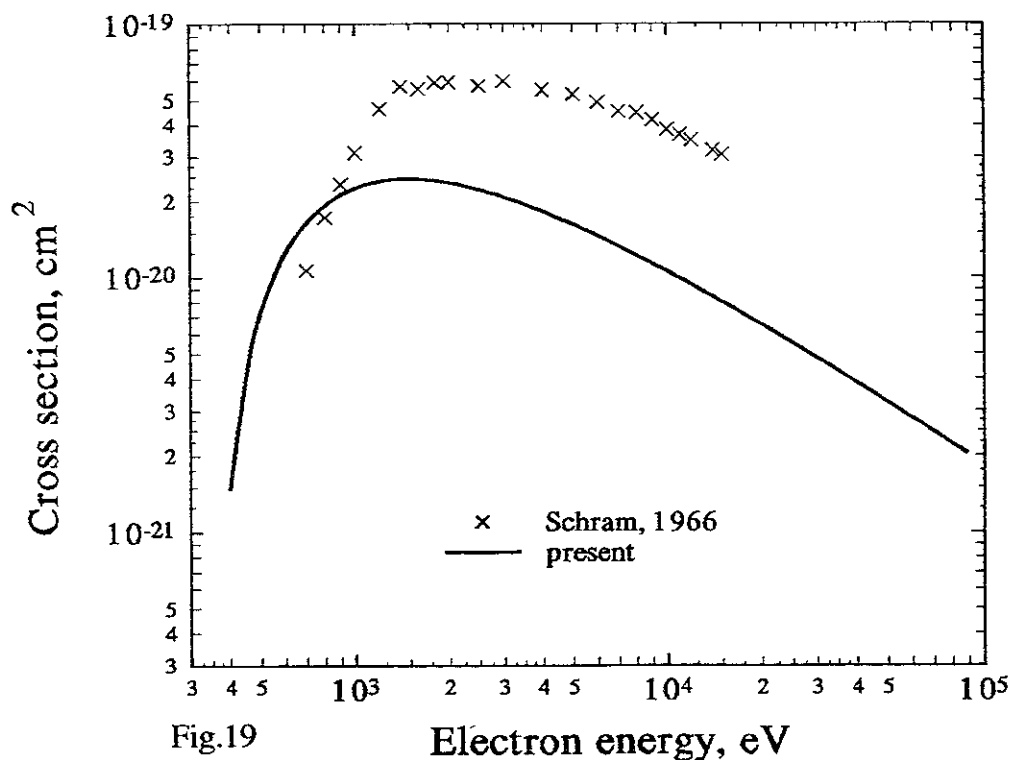
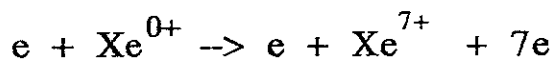
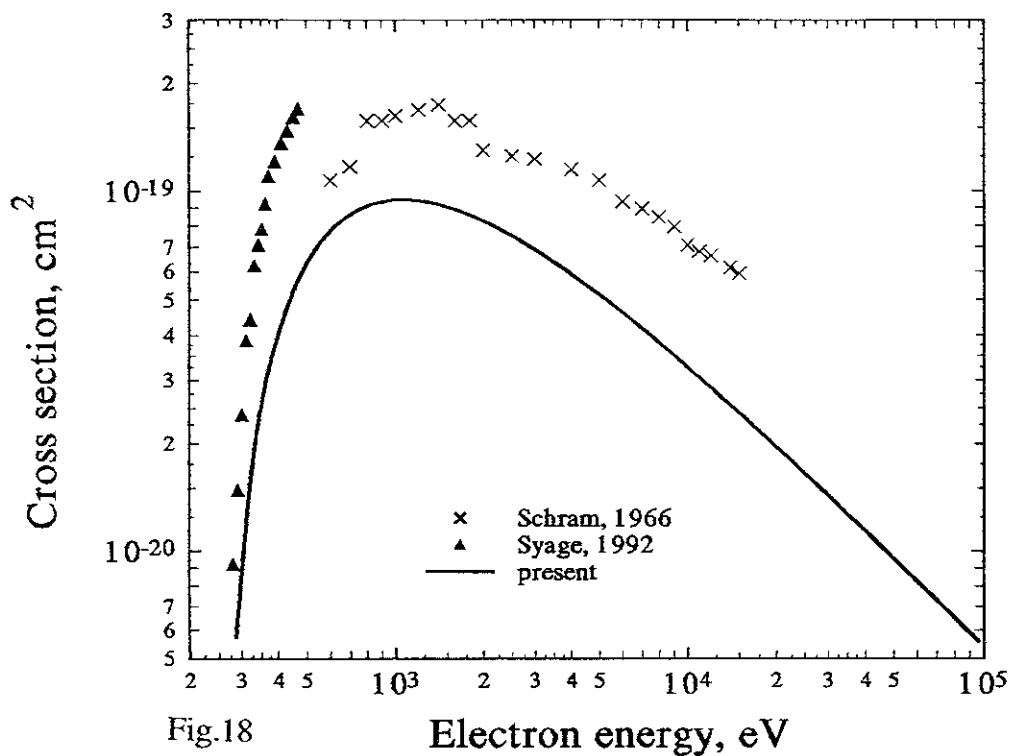
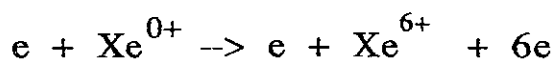
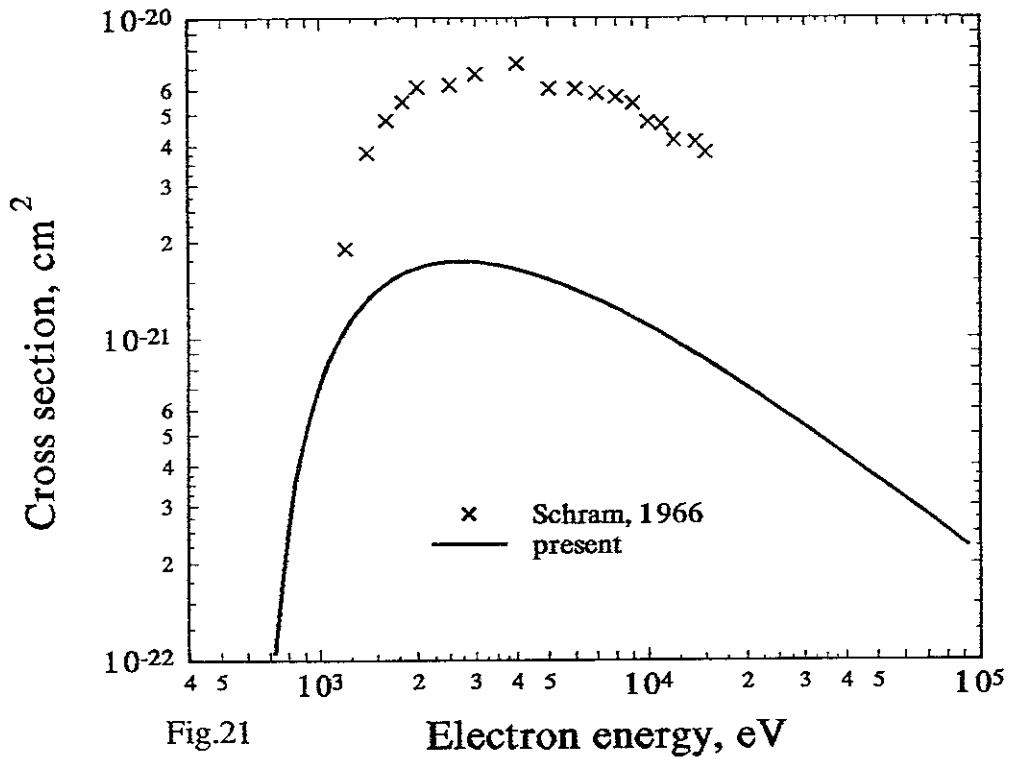
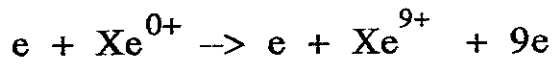
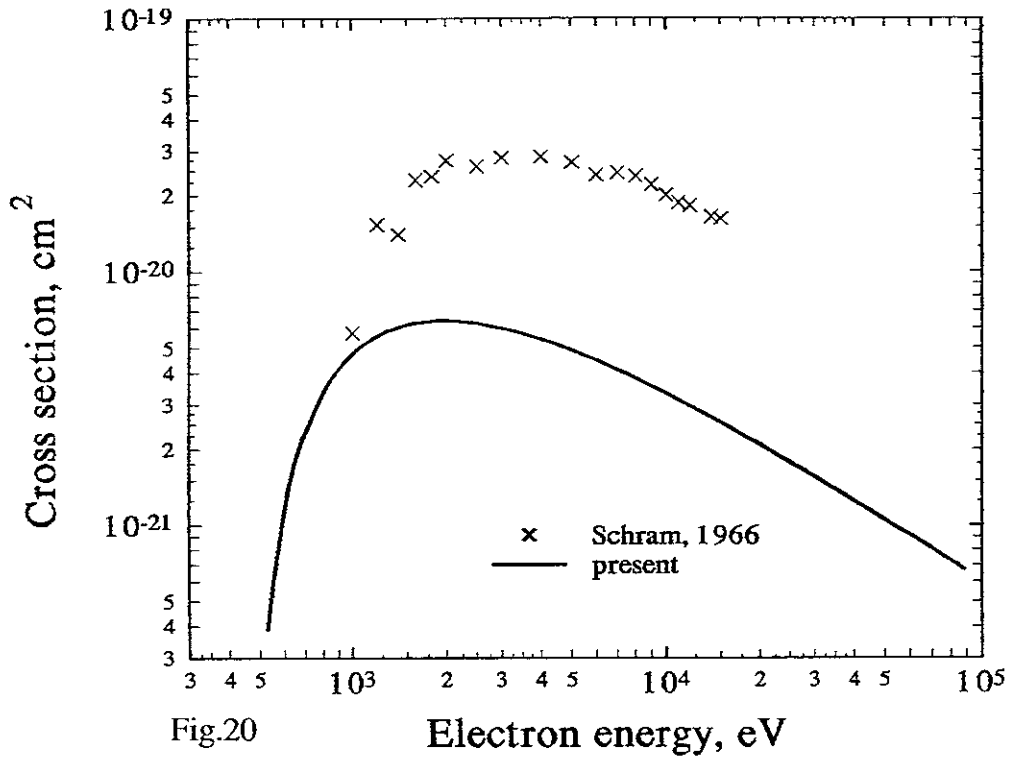
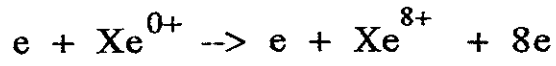


Fig.13









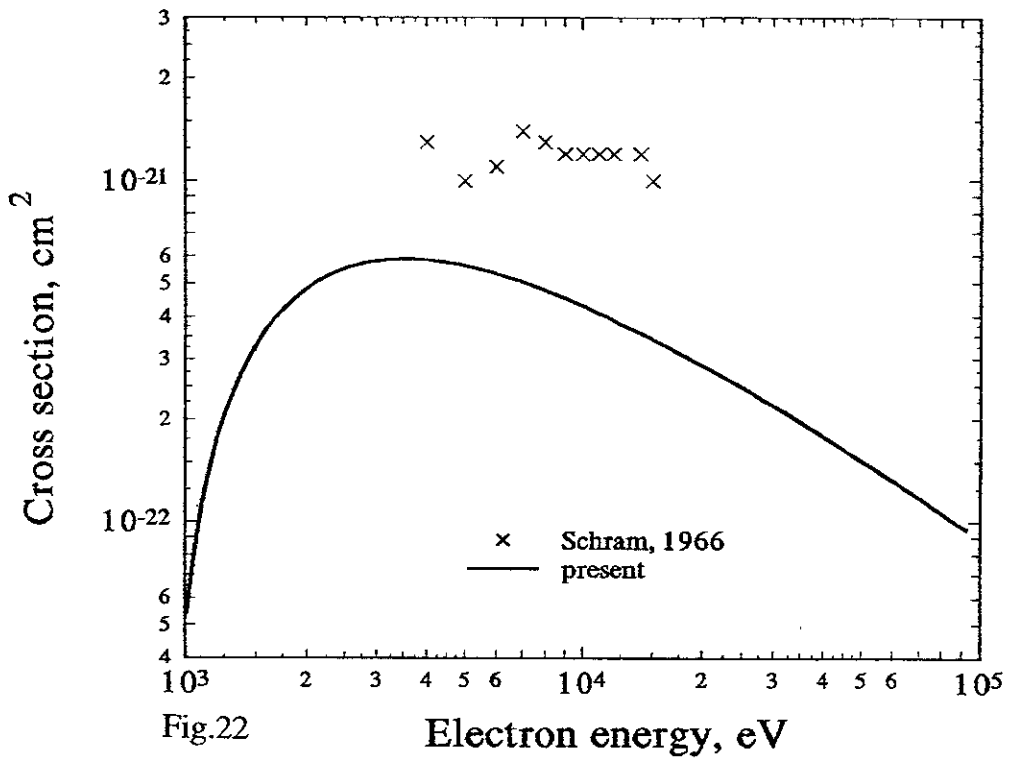
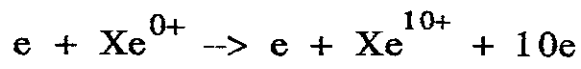


Fig.22

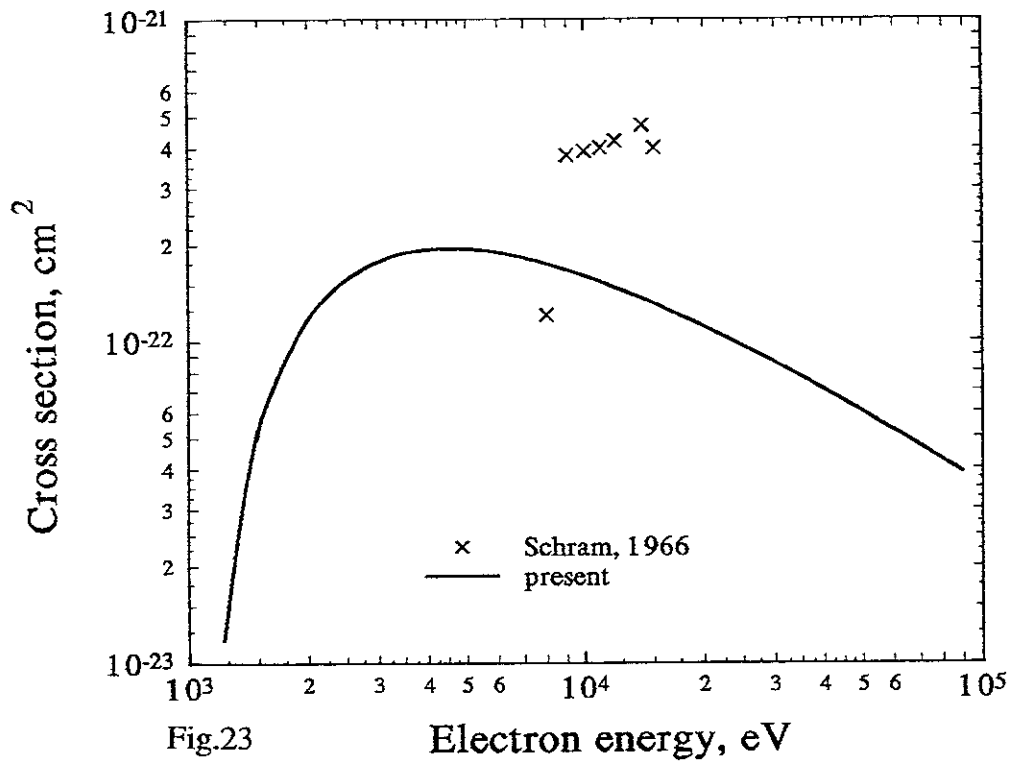
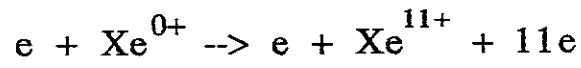
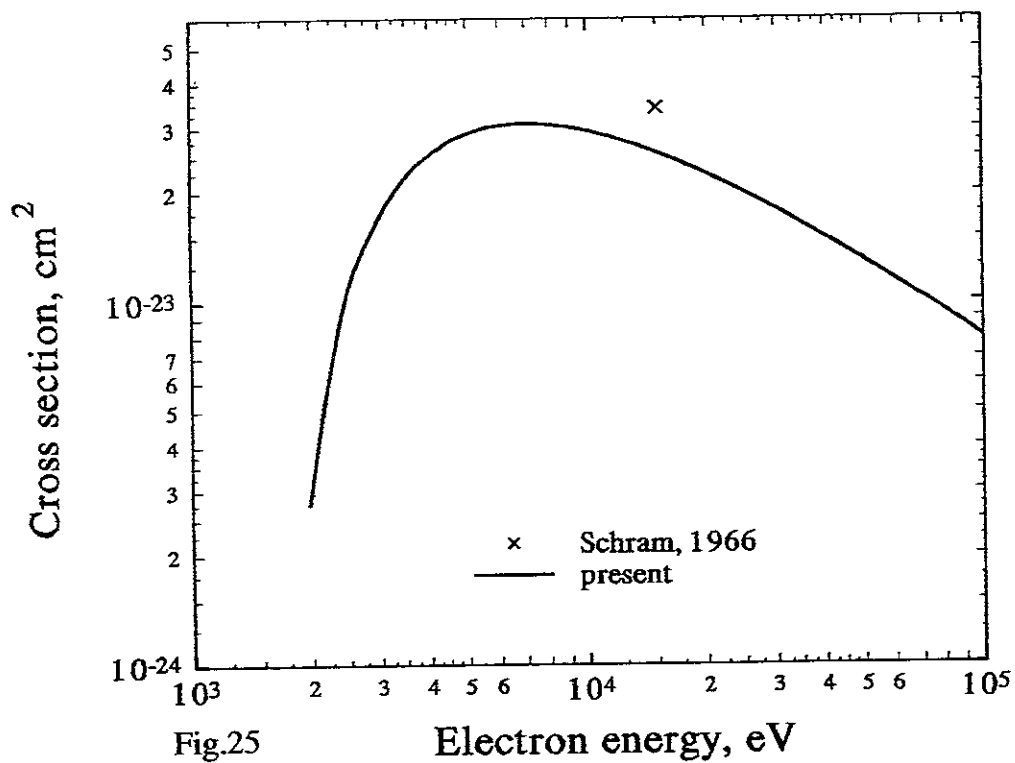
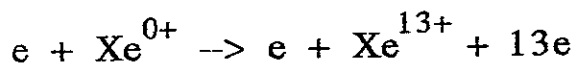
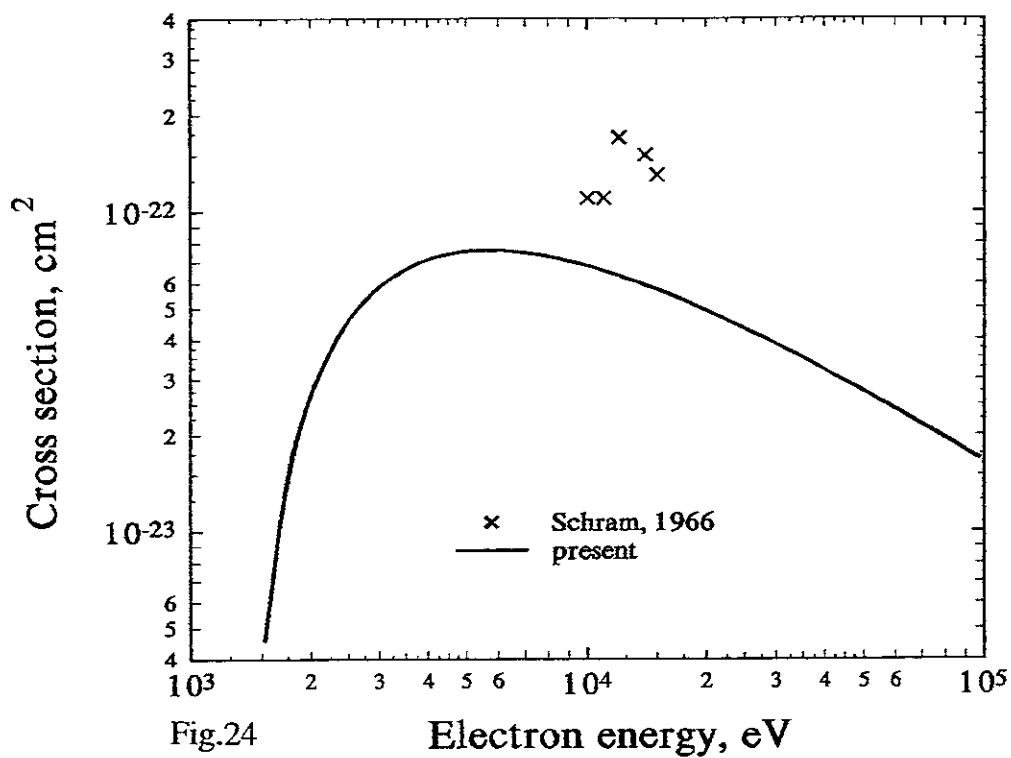
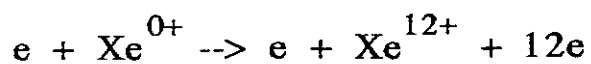
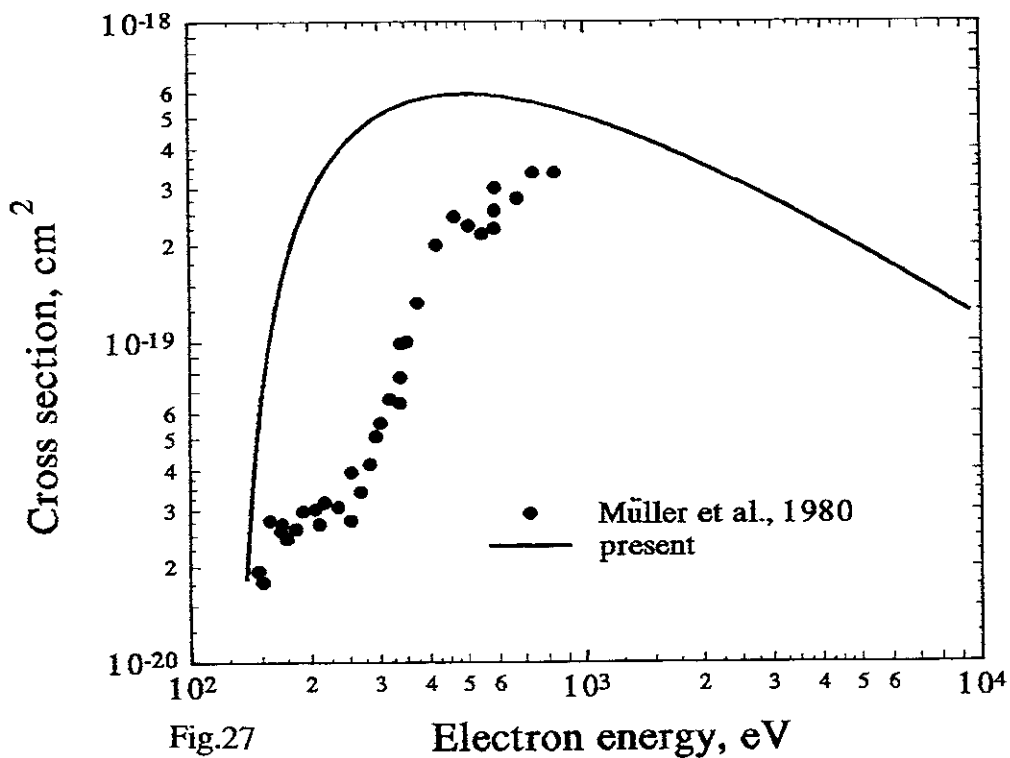
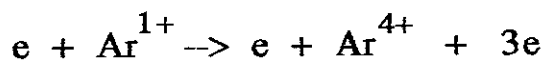
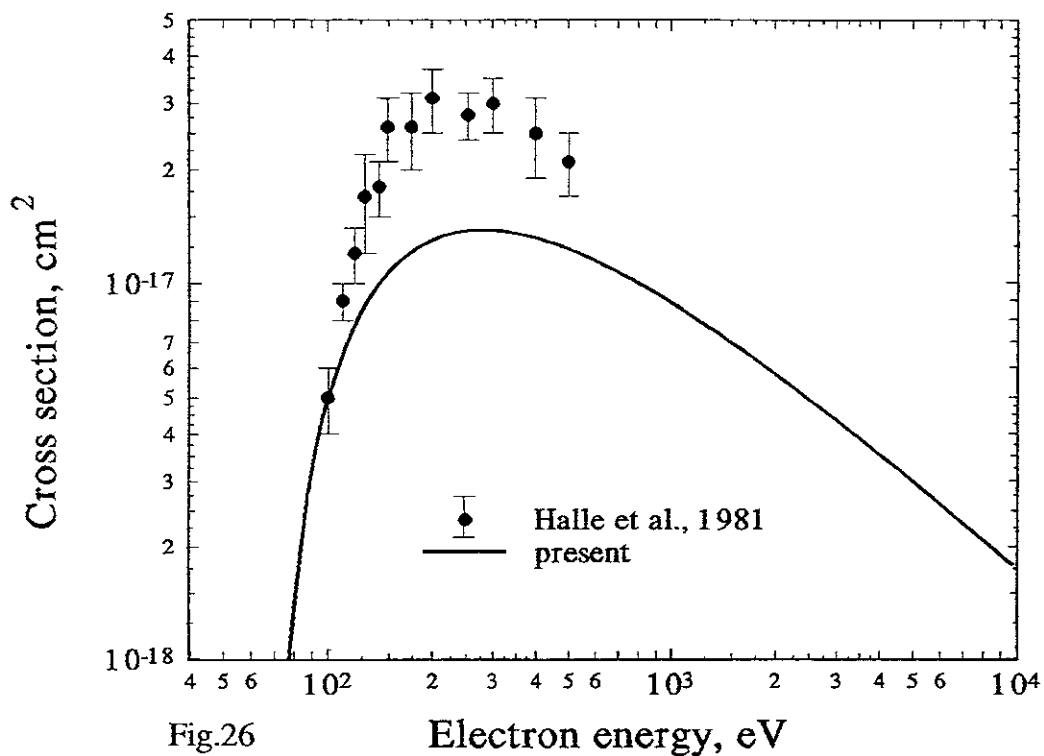
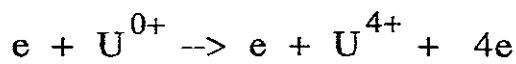
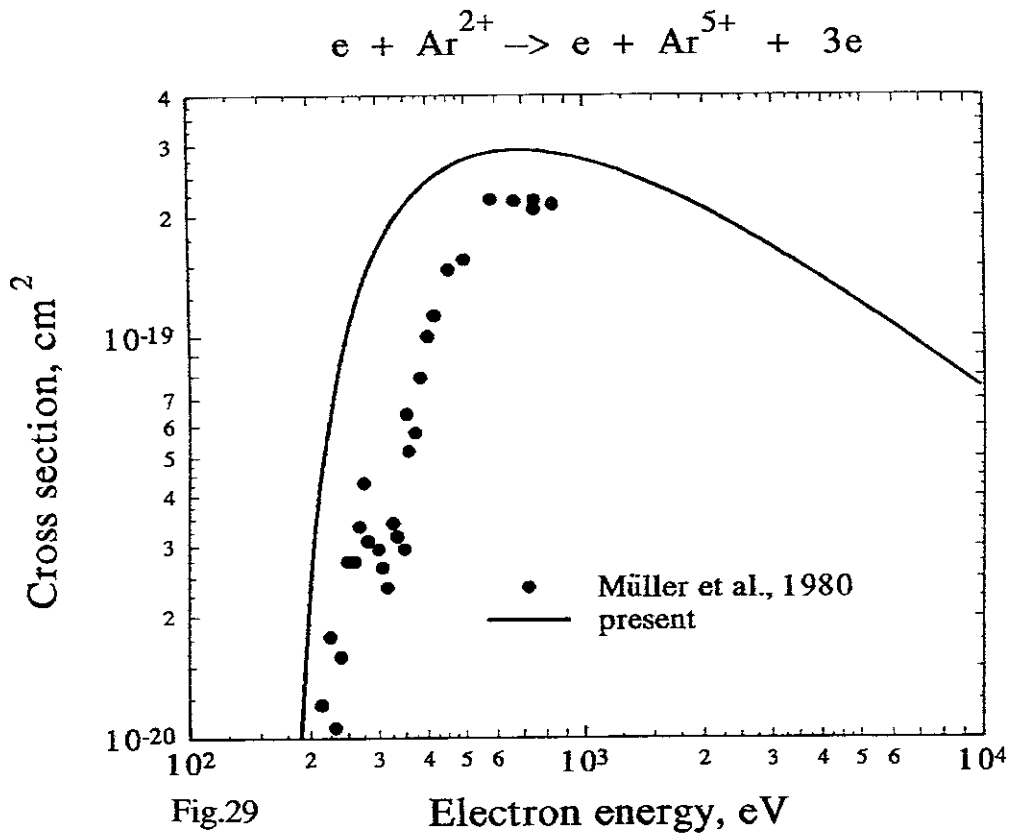
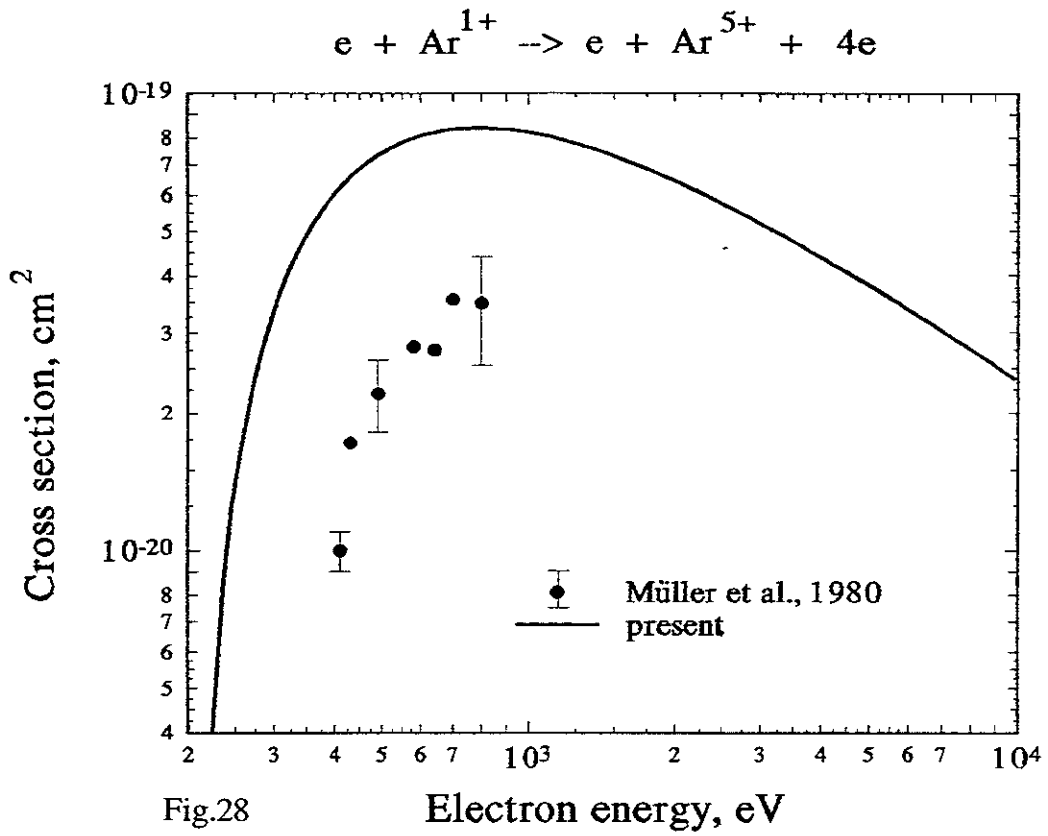
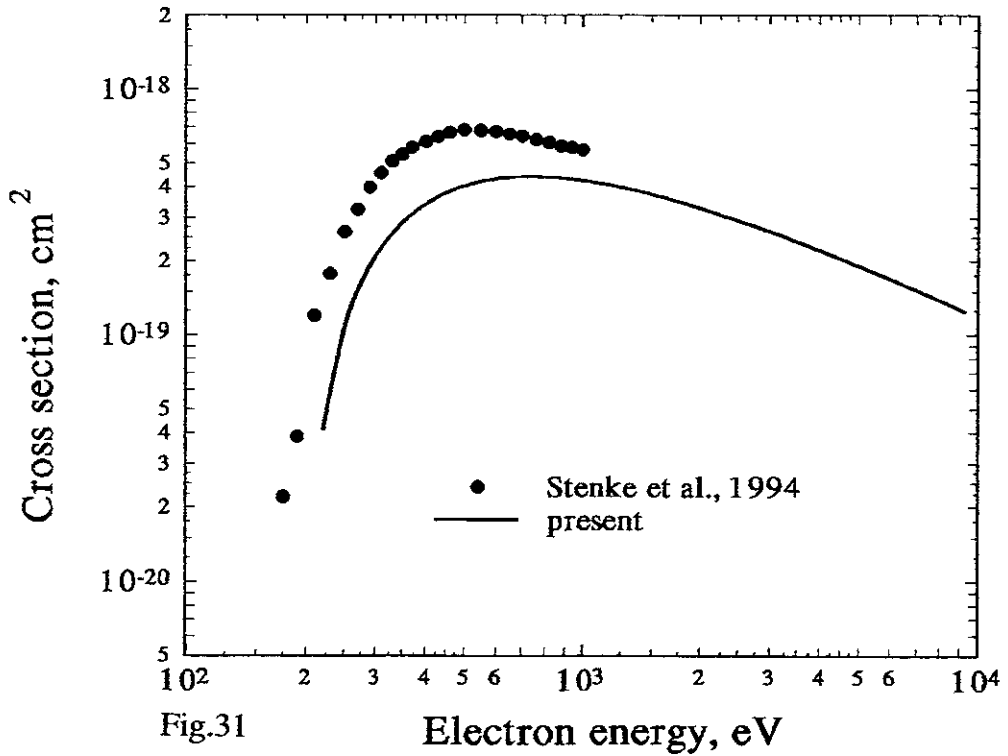
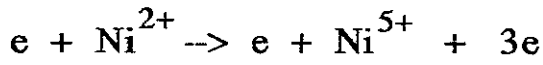
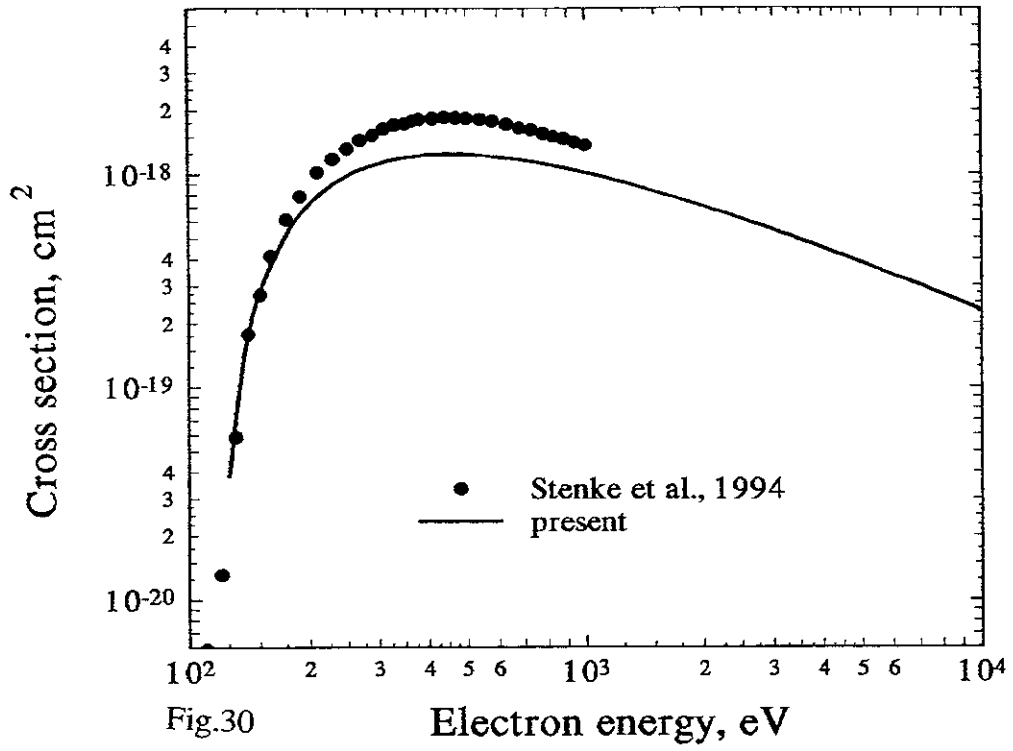
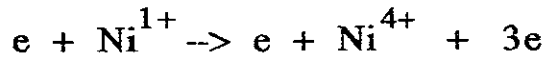


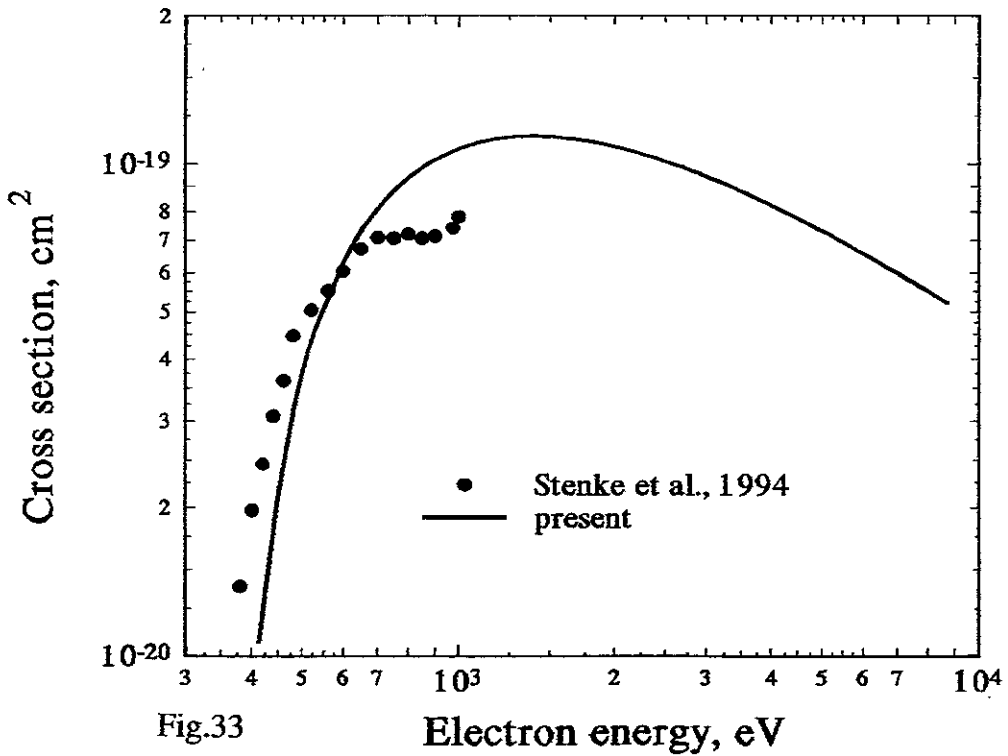
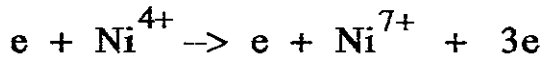
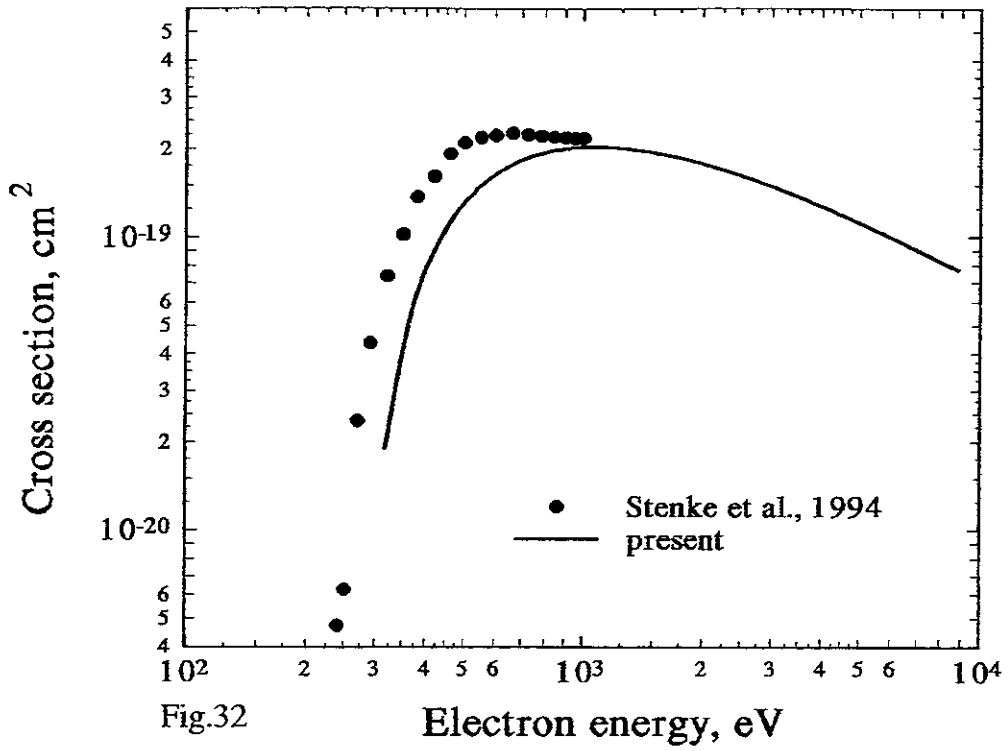
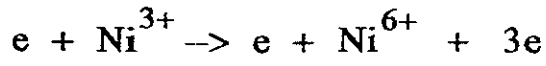
Fig.23

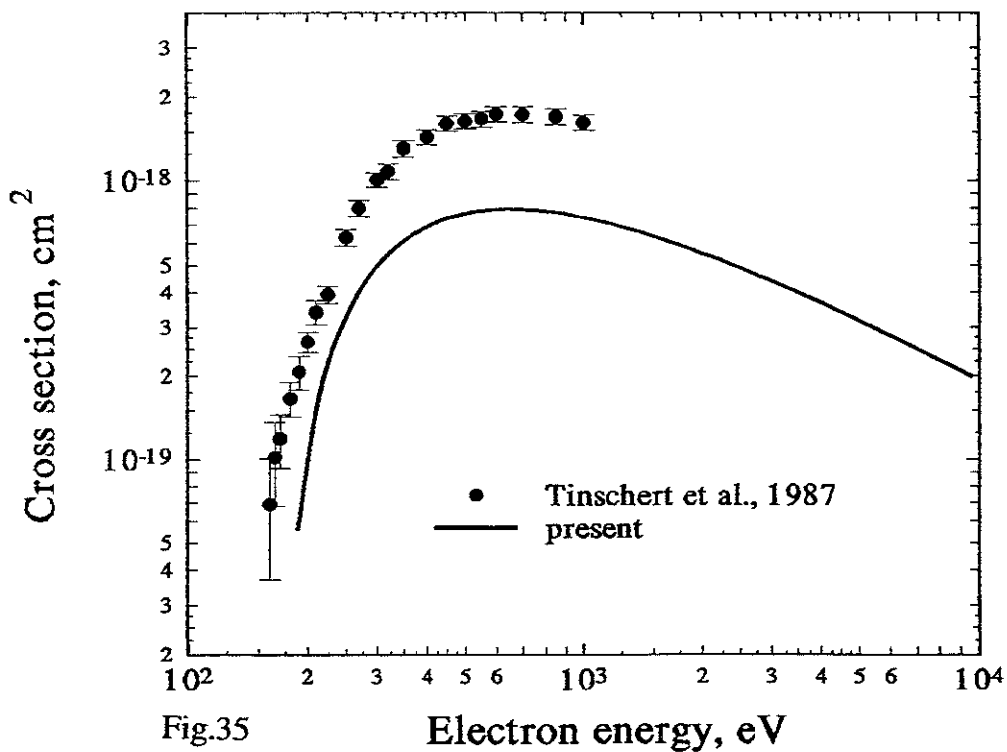
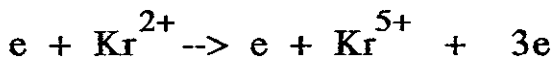
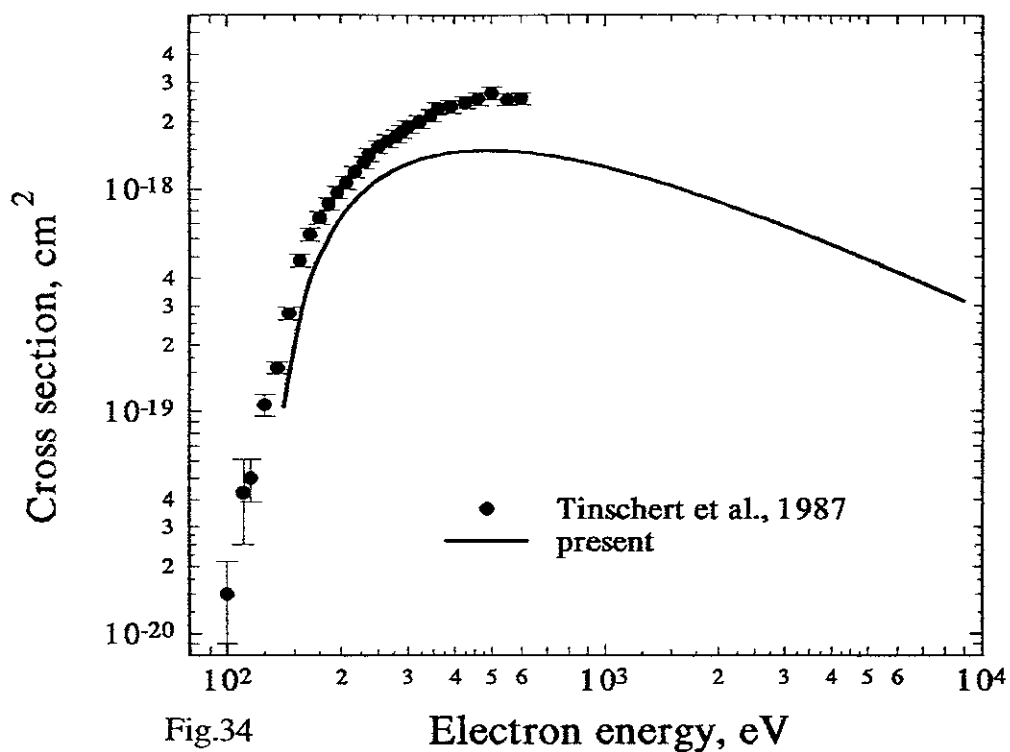
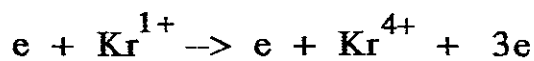


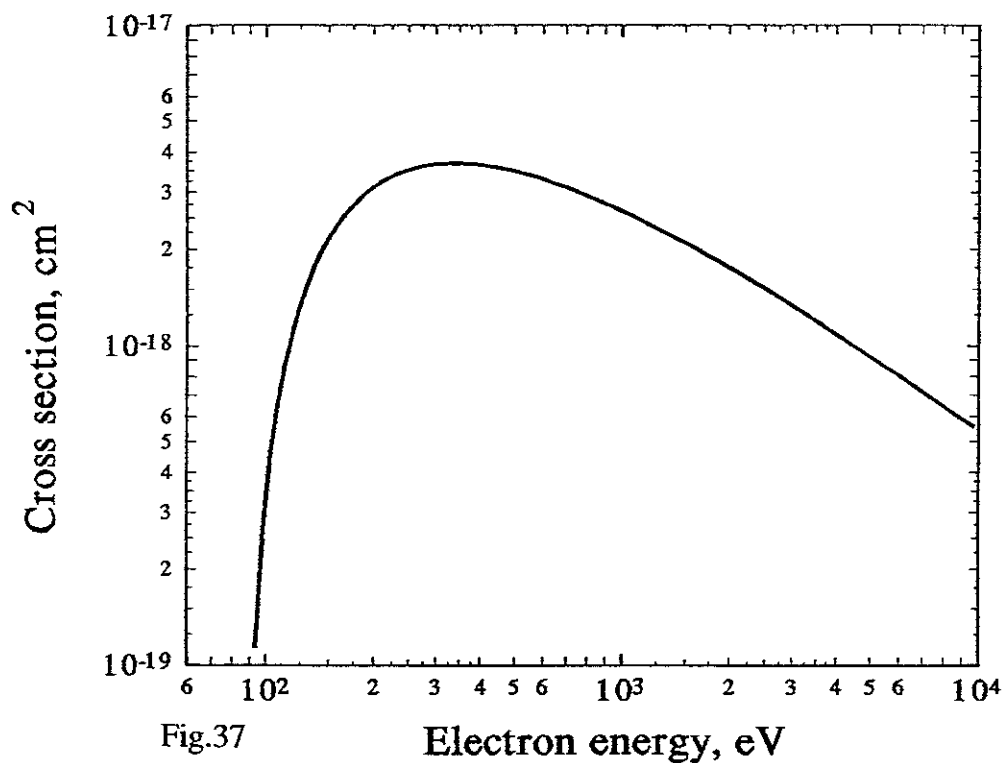
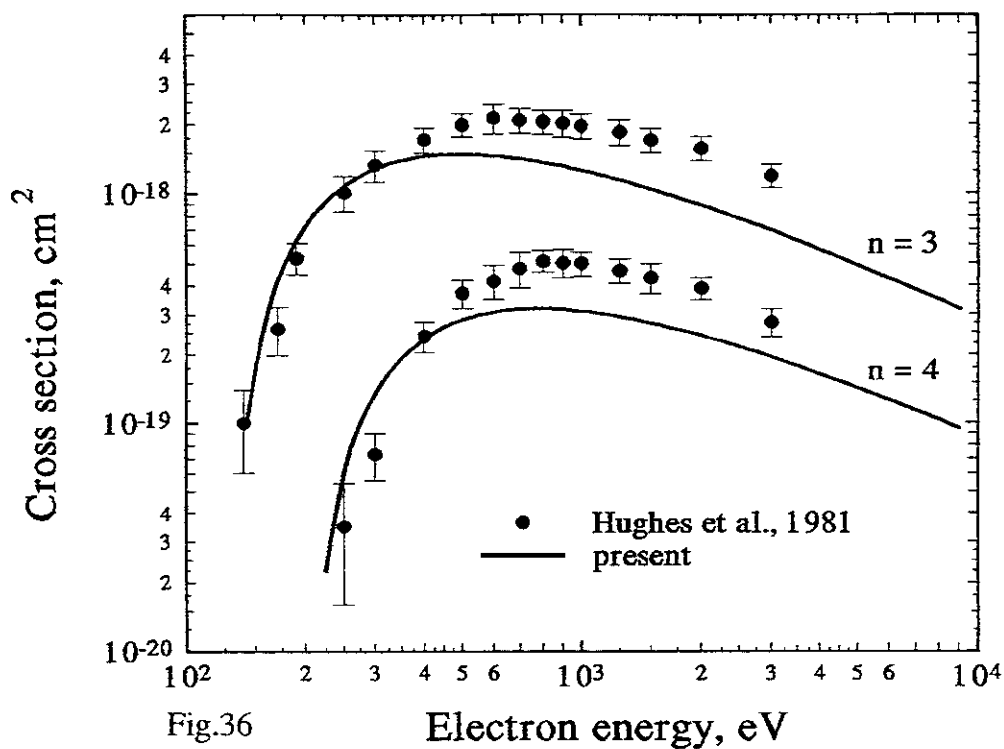
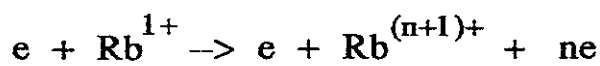


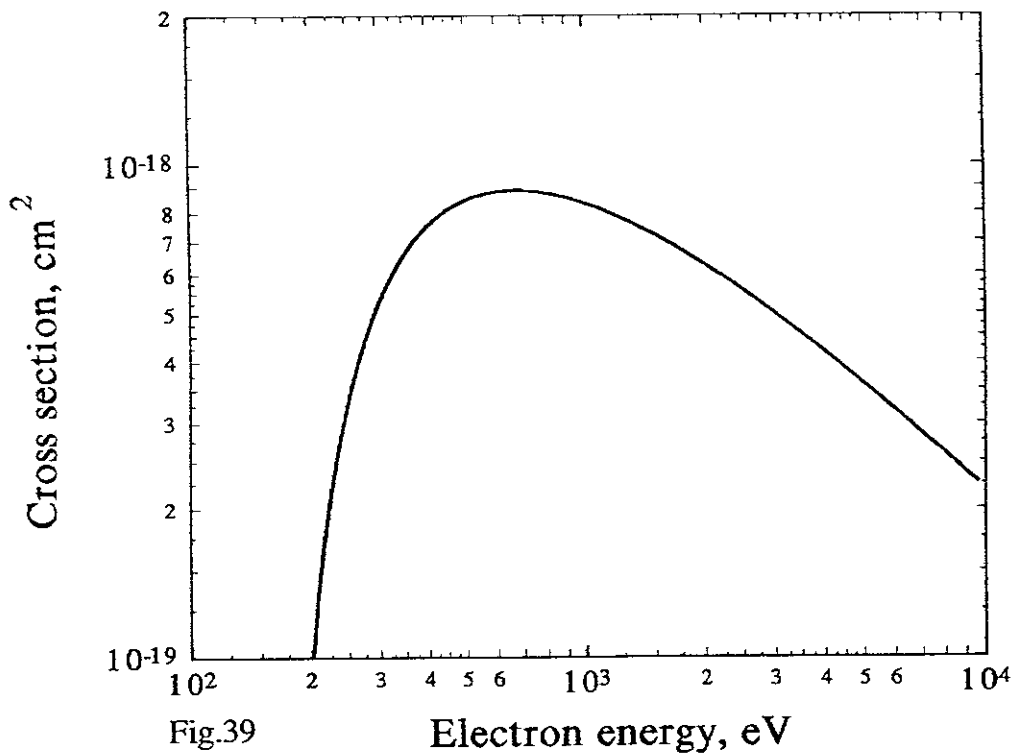
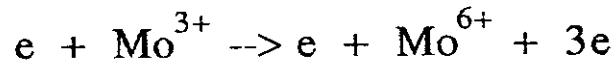
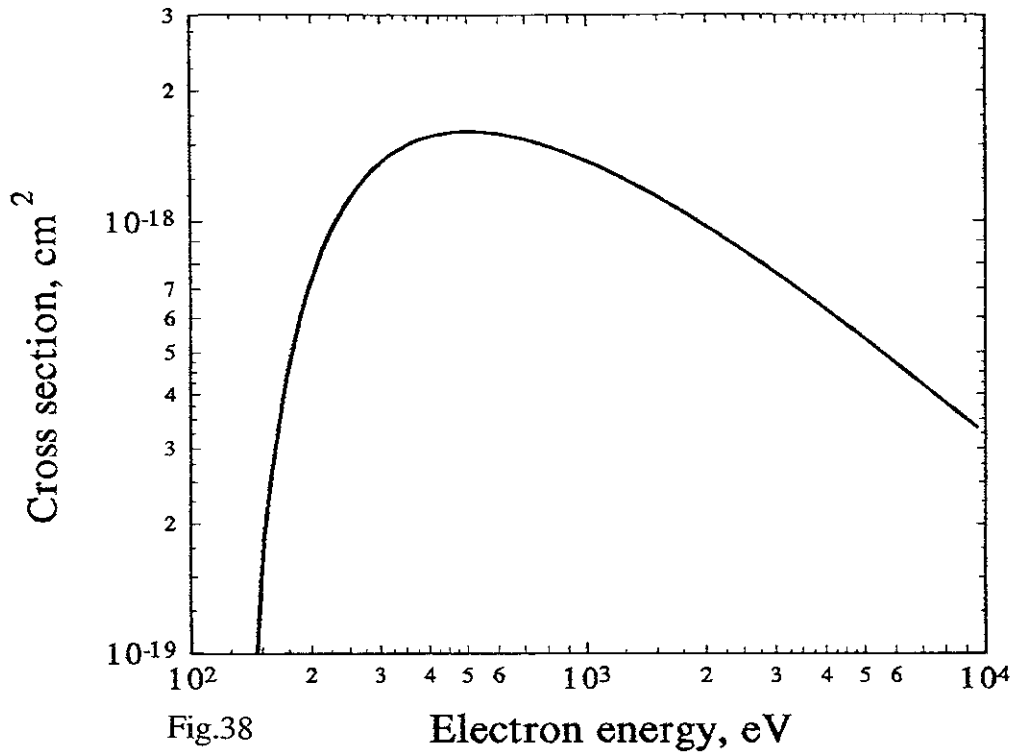
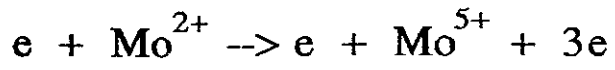


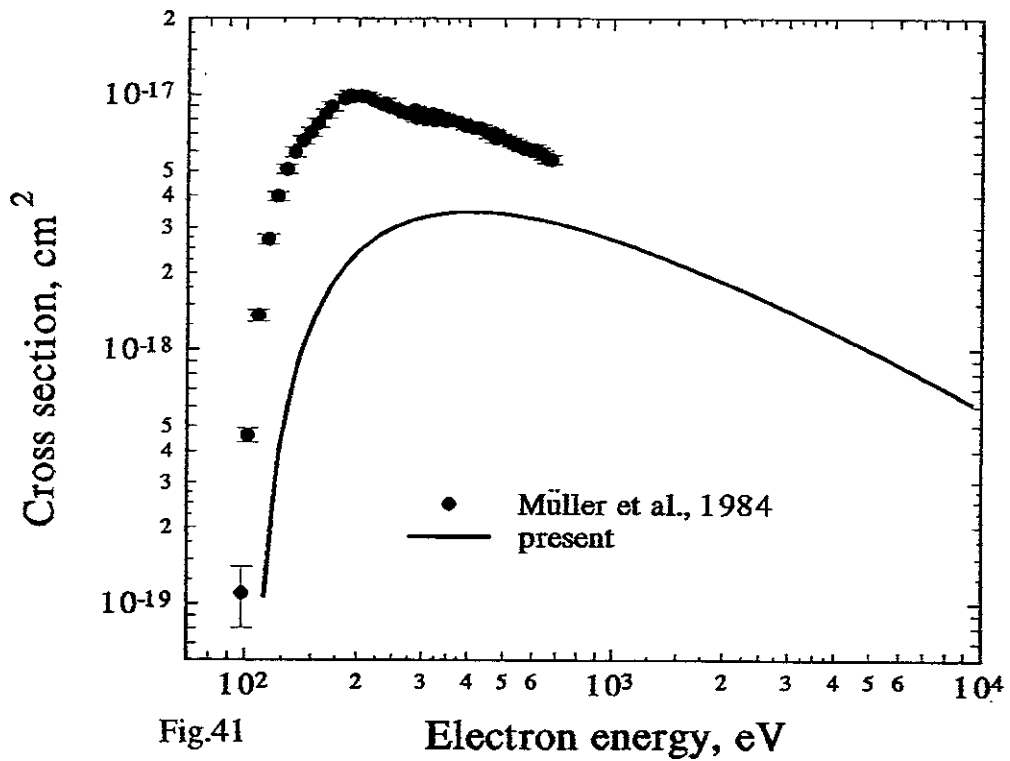
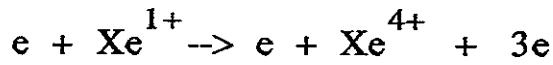
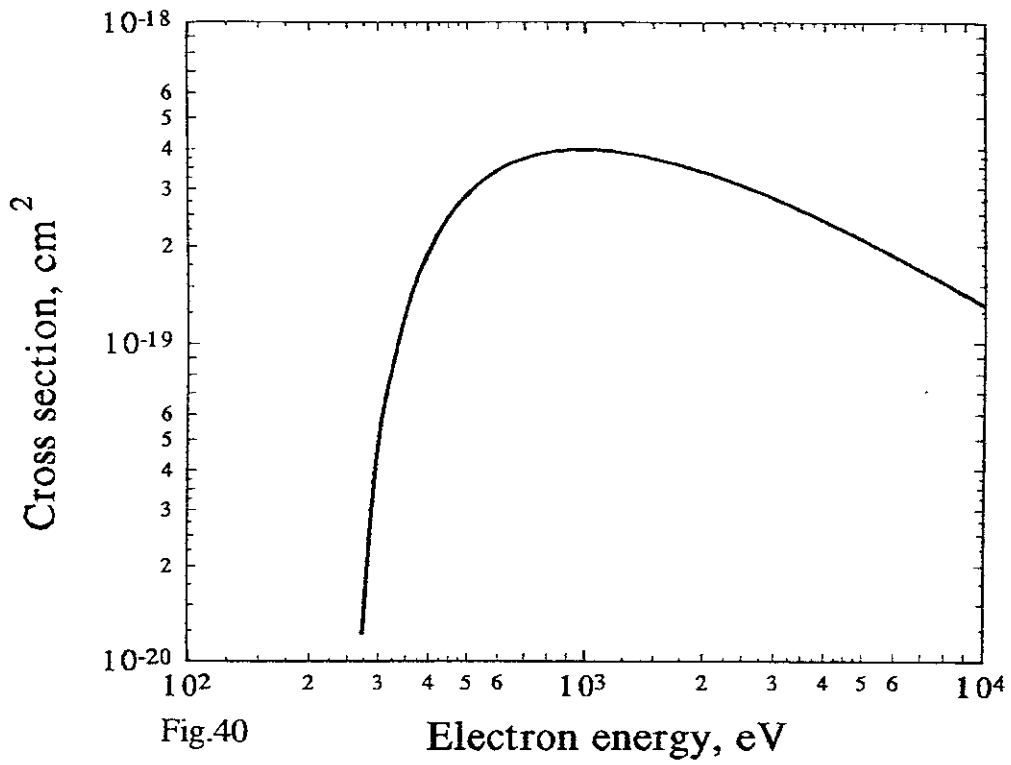
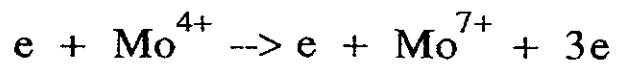


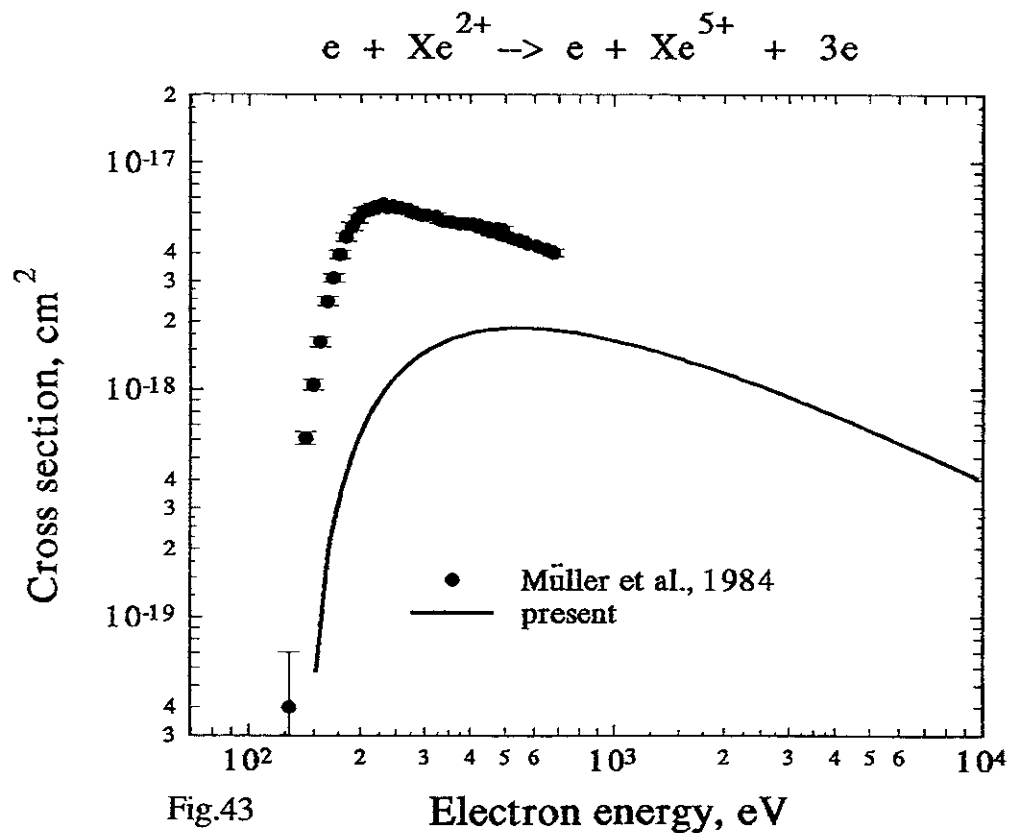
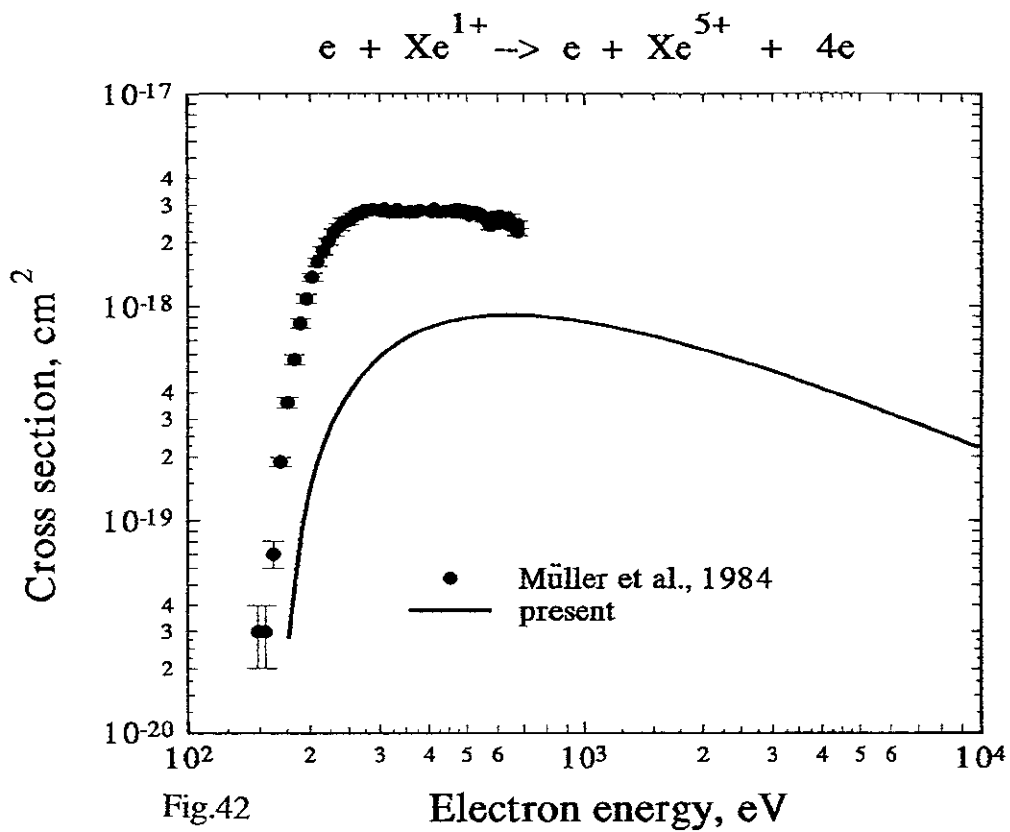


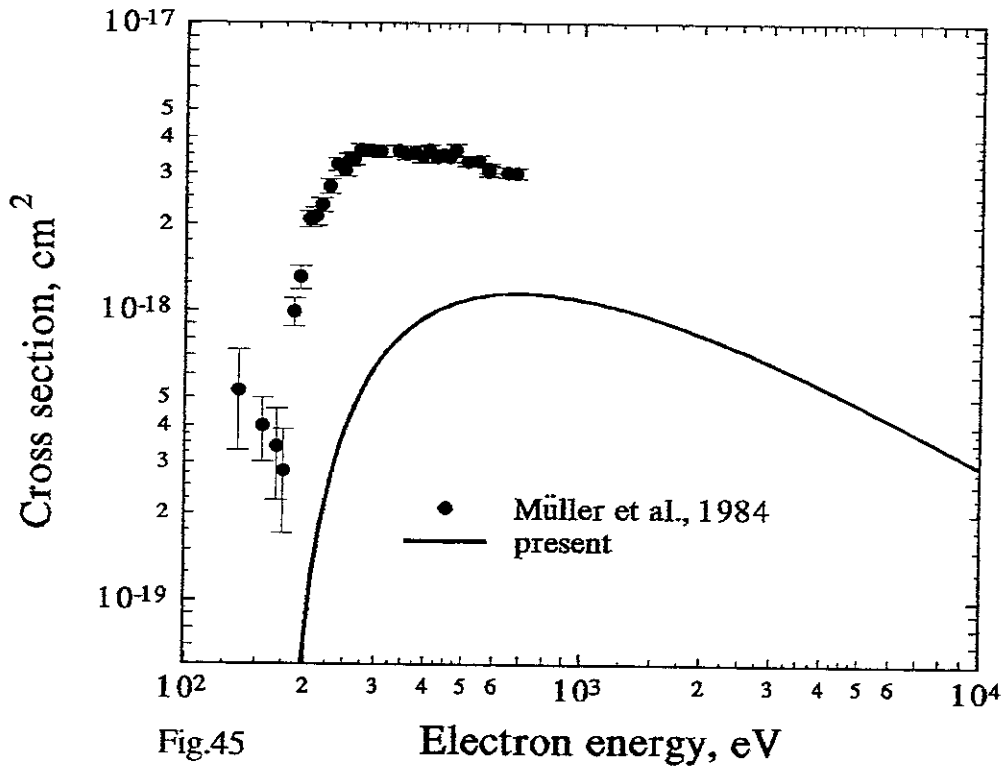
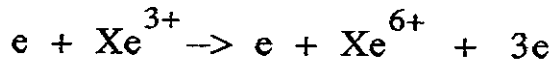
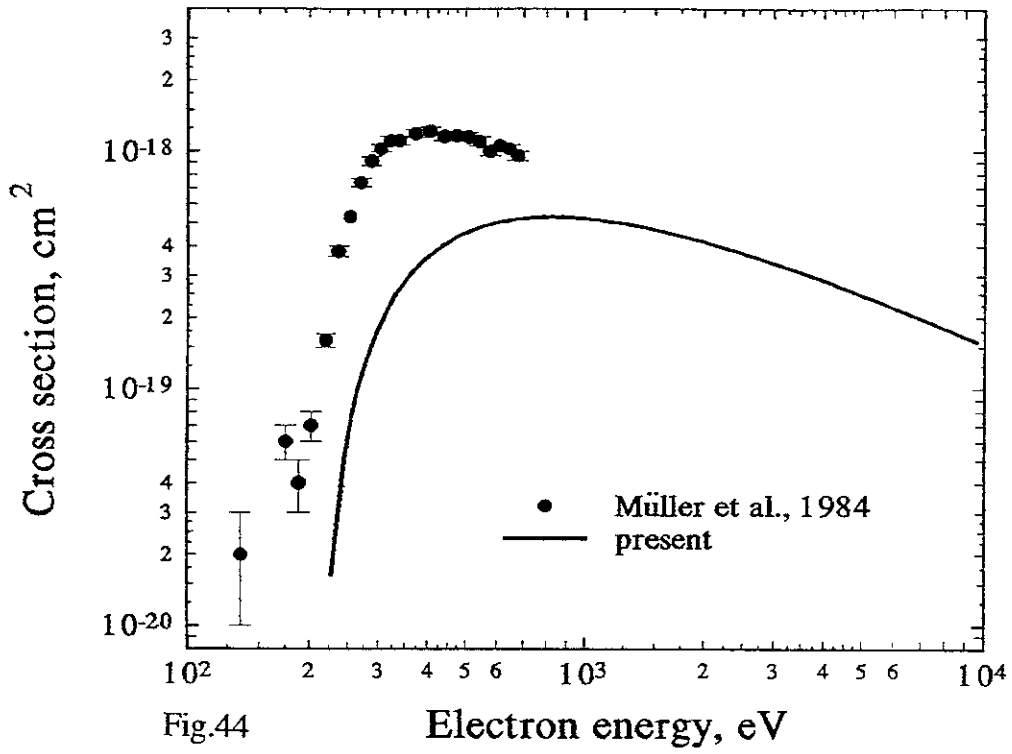
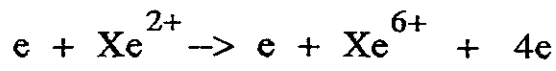


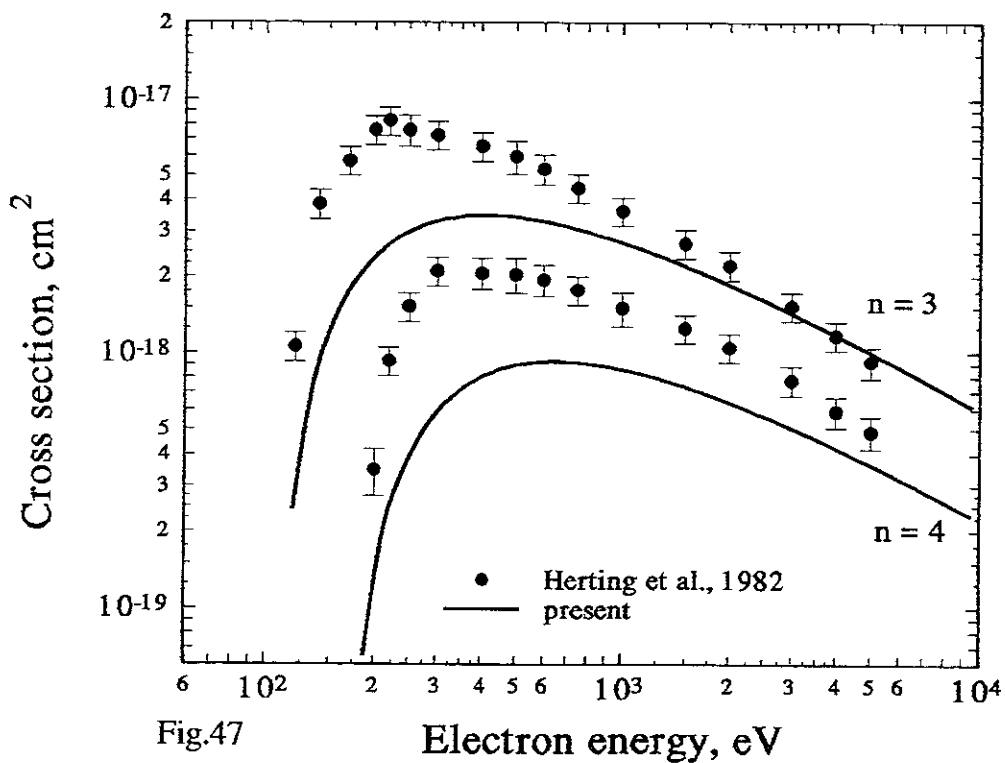
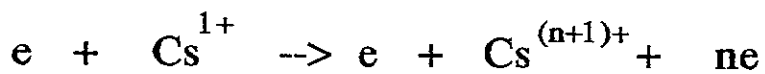
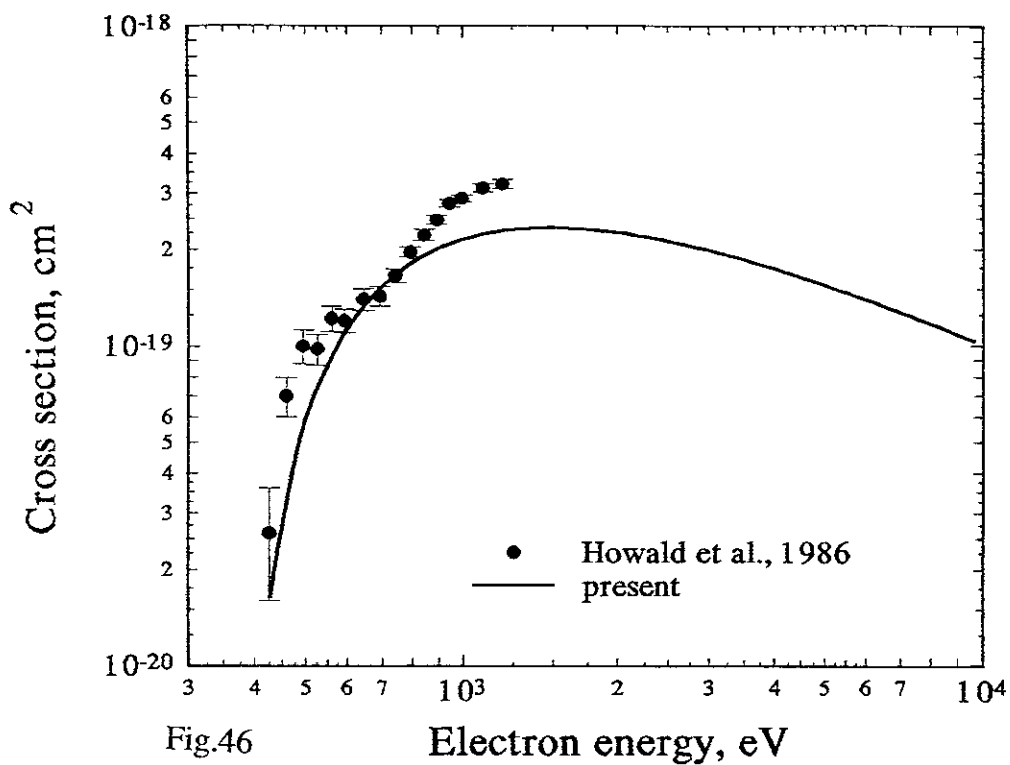
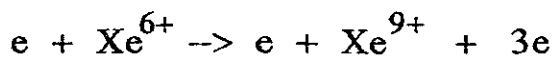


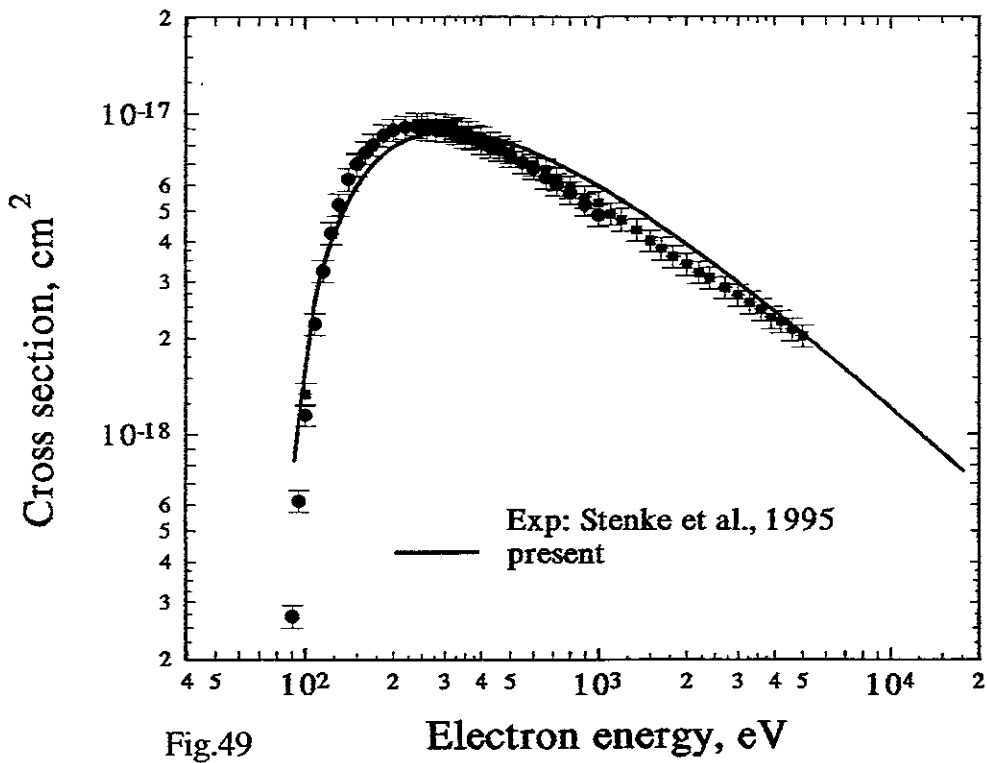
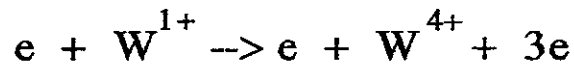
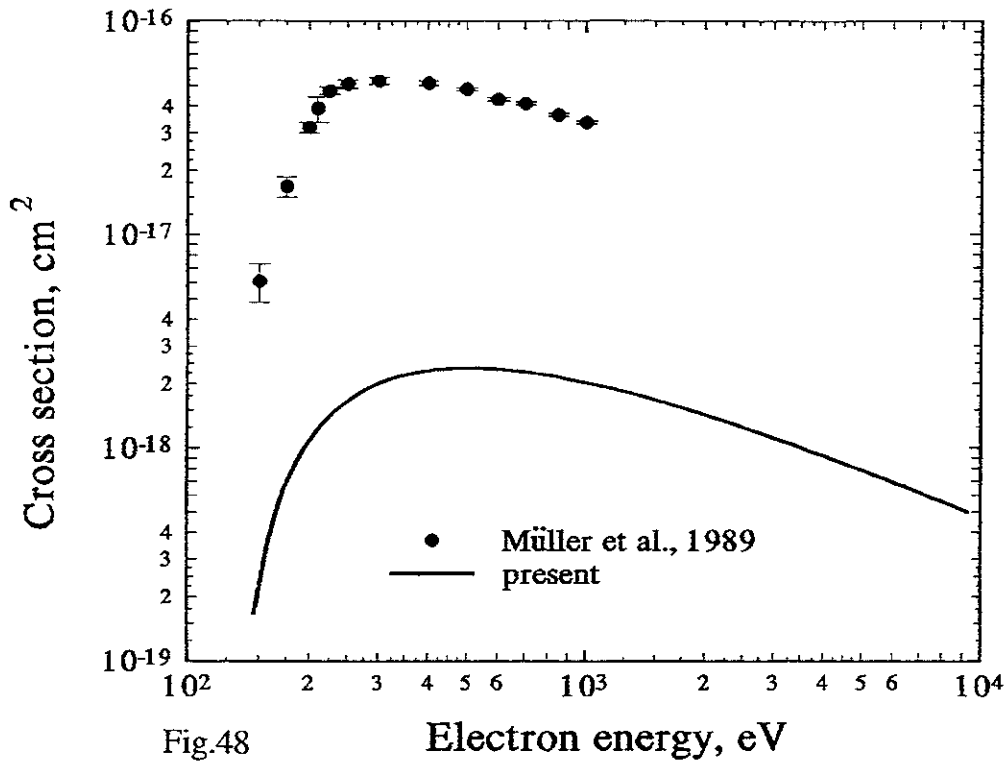


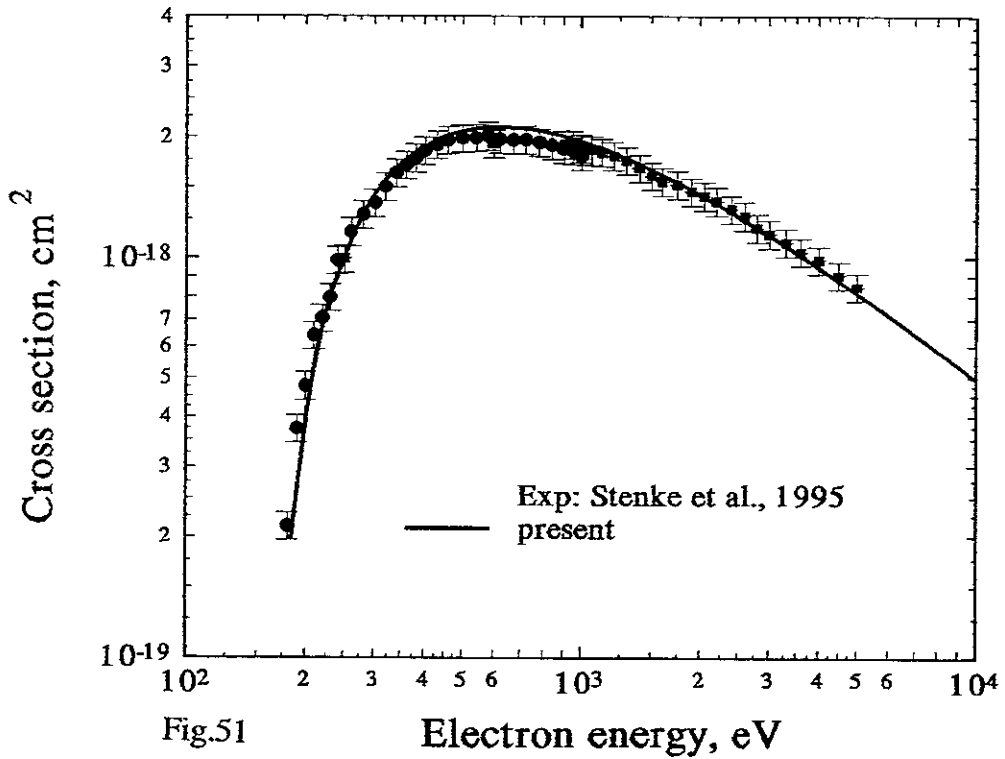
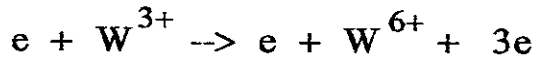
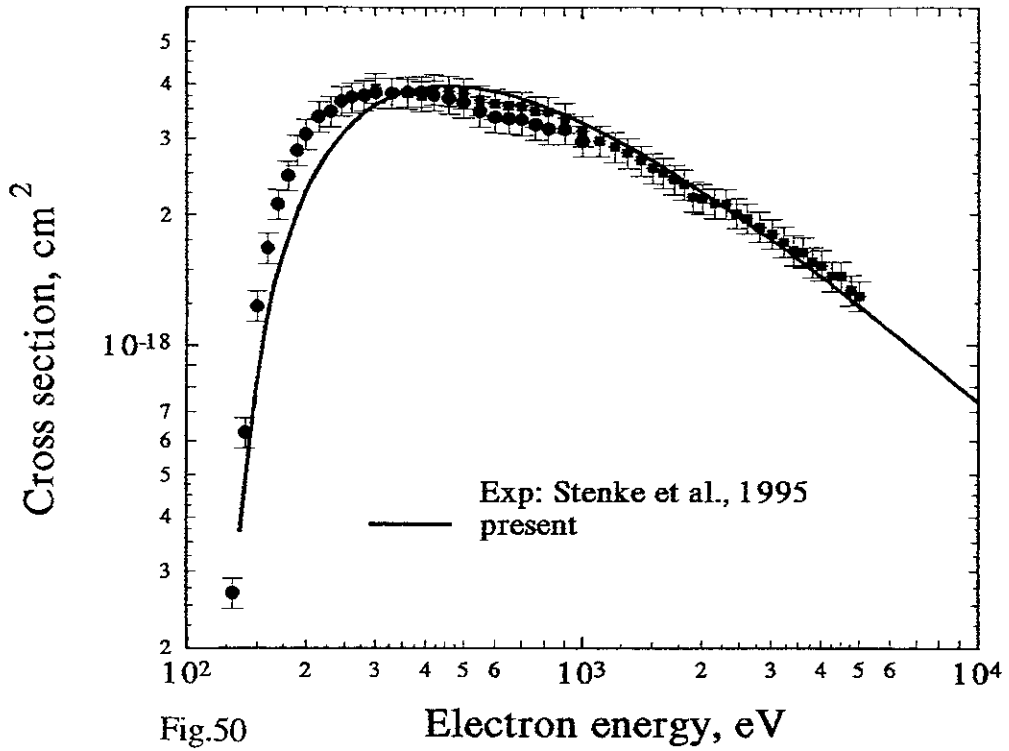
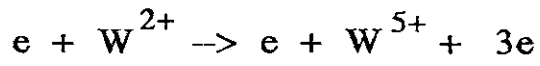












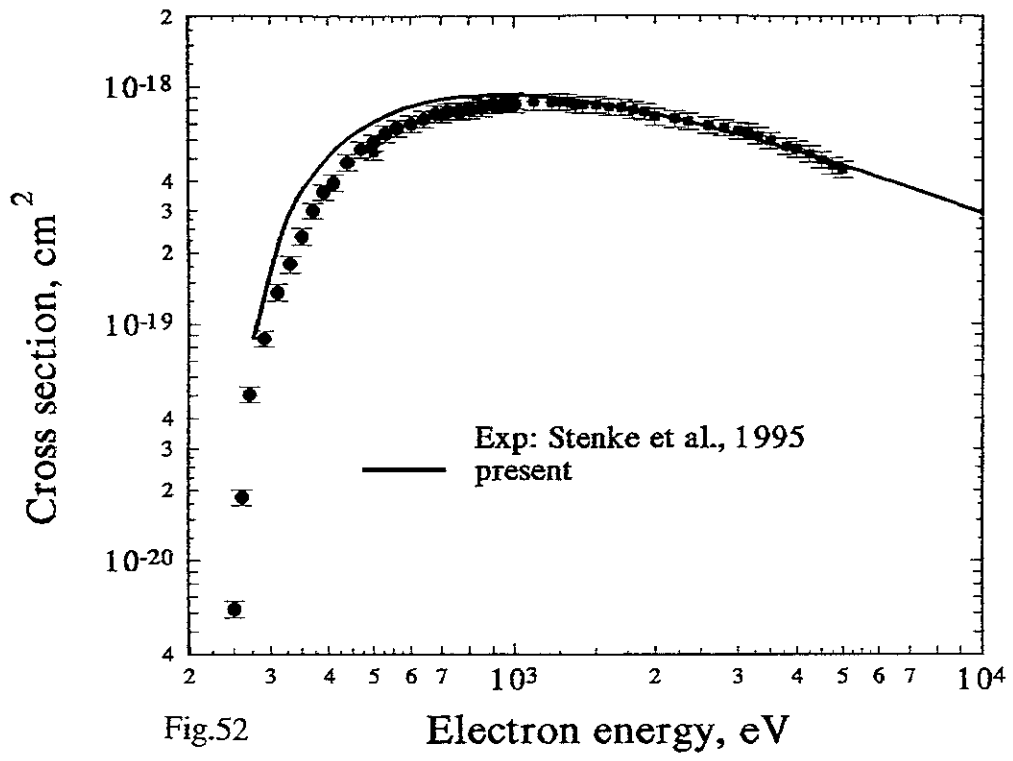
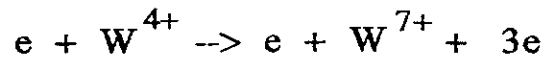


Fig.52

Electron energy, eV

Publication List of NIFS-DATA Series

- NIFS-DATA-1 Y. Yamamura, T. Takiguchi and H. Tawara,
Data Compilation of Angular Distributions of Sputtered Atoms;
Jan. 1990
- NIFS-DATA-2 T. Kato, J. Lang and K. E. Berrington,
*Intensity Ratios of Emission Lines from OV Ions for Temperature
and Density Diagnostics ;* Mar. 1990 [*At Data and Nucl Data Tables*
44(1990)133]
- NIFS-DATA-3 T. Kaneko,
Partial Electronic Straggling Cross Sections of Atoms for Protons
;Mar. 1990
- NIFS-DATA-4 T. Fujimoto, K. Sawada and K. Takahata,
*Cross Section for Production of Excited Hydrogen Atoms
Following Dissociative Excitation of Molecular Hydrogen by
Electron Impact ;* Mar. 1990
- NIFS-DATA-5 H. Tawara,
*Some Electron Detachment Data for H^- Ions in Collisions with
Electrons, Ions, Atoms and Molecules –an Alternative Approach to
High Energy Neutral Beam Production for Plasma Heating–;*
Apr. 1990
- NIFS-DATA-6 H. Tawara, Y. Itikawa, H. Nishimura, H. Tanaka and Y. Nakamura,
Collision Data Involving Hydro-Carbon Molecules ; July 1990
[Supplement to *Nucl. Fusion* 2(1992)25]
- NIFS-DATA-7 H.Tawara,
*Bibliography on Electron Transfer Processes in Ion-
Ion/Atom/Molecule Collisions –Updated 1990–;* Aug. 1990
- NIFS-DATA-8 U.I.Safronova, T.Kato, K.Masai, L.A.Vainshtein and A.S.Shlyapzeva,
*Excitation Collision Strengths, Cross Sections and Rate
Coefficients for OV, SiXI, FeXXIII, MoXXXIX by Electron Impact
($1s^22s^2-1s^22s2p-1s^22p^2$ Transitions)* Dec.1990
- NIFS-DATA-9 T.Kaneko,
*Partial and Total Electronic Stopping Cross Sections of Atoms and
Solids for Protons;* Dec. 1990
- NIFS-DATA-10 K.Shima, N.Kuno, M.Yamanouchi and H.Tawara,
*Equilibrium Charge Fraction of Ions of $Z=4-92$ (0.02-6 MeV/u) and
 $Z=4-20$ (Up to 40 MeV/u) Emerging from a Carbon Foil;* Jan.1991
[*AT.Data and Nucl. Data Tables* 51(1992)173]

- NIFS-DATA-11 T. Kaneko, T. Nishihara, T. Taguchi, K. Nakagawa, M. Murakami, M. Hosono, S. Matsushita, K. Hayase, M. Moriya, Y. Matsukuma, K. Miura and Hiro Tawara,
Partial and Total Electronic Stopping Cross Sections of Atoms for a Singly Charged Helium Ion: Part I; Mar. 1991
- NIFS-DATA-12 Hiro Tawara,
Total and Partial Cross Sections of Electron Transfer Processes for Be^{q+} and B^{q+} Ions in Collisions with H, H_2 and He Gas Targets - Status in 1991-; June 1991
- NIFS-DATA-13 T. Kaneko, M. Nishikori, N. Yamato, T. Fukushima, T. Fujikawa, S. Fujita, K. Miki, Y. Mitsunobu, K. Yasuhara, H. Yoshida and Hiro Tawara,
Partial and Total Electronic Stopping Cross Sections of Atoms for a Singly Charged Helium Ion : Part II; Aug. 1991
- NIFS-DATA-14 T. Kato, K. Masai and M. Arnaud,
Comparison of Ionization Rate Coefficients of Ions from Hydrogen through Nickel ; Sep. 1991
- NIFS-DATA-15 T. Kato, Y. Itikawa and K. Sakimoto,
Compilation of Excitation Cross Sections for He Atoms by Electron Impact; Mar. 1992
- NIFS-DATA-16 T. Fujimoto, F. Koike, K. Sakimoto, R. Okasaka, K. Kawasaki, K. Takiyama, T. Oda and T. Kato,
Atomic Processes Relevant to Polarization Plasma Spectroscopy ; Apr. 1992
- NIFS-DATA-17 H. Tawara,
Electron Stripping Cross Sections for Light Impurity Ions in Colliding with Atomic Hydrogens Relevant to Fusion Research; Apr. 1992
- NIFS-DATA-18 T. Kato,
Electron Impact Excitation Cross Sections and Effective Collision Strengths of N Atom and N-Like Ions -A Review of Available Data and Recommendations- ; Sep. 1992
- NIFS-DATA-19 Hiro Tawara,
Atomic and Molecular Data for H_2O , CO & CO_2 Relevant to Edge Plasma Impurities, Oct. 1992
- NIFS-DATA-20 Hiro. Tawara,
Bibliography on Electron Transfer Processes in Ion-Ion/Atom/Molecule Collisions -Updated 1993-; Apr. 1993

- NIFS-DATA-21 J. Dubau and T. Kato,
Dielectronic Recombination Rate Coefficients to the Excited States of C I from C II; Aug. 1994
- NIFS-DATA-22 T. Kawamura, T. Ono, Y. Yamamura,
Simulation Calculations of Physical Sputtering and Reflection Coefficient of Plasma-Irradiated Carbon Surface; Aug. 1994
- NIFS-DATA-23 Y. Yamamura and H. Tawara,
Energy Dependence of Ion-Induced Sputtering Yields from Monoatomic Solids at Normal Incidence; Mar. 1995
- NIFS-DATA-24 T. Kato, U. Safronova, A. Shiyaptseva, M. Cornille, J. Dubau,
Comparison of the Satellite Lines of H-like and He-like Spectra; Apr. 1995
- NIFS-DATA-25 H. Tawara,
Roles of Atomic and Molecular Processes in Fusion Plasma Researches - from the cradle (plasma production) to the grave (after-burning) -; May 1995
- NIFS-DATA-26 N. Toshima and H. Tawara
Excitation, Ionization, and Electron Capture Cross Sections of Atomic Hydrogen in Collisions with Multiply Charged Ions; July 1995

ERRATA to the preprint NIFS-DATA-27 (1995):

1) The correct form of Eq. (8) is :

$$a(n) \approx 1350 / n^{5.7}, \quad b(n) = \text{const} = 2.00, \quad n > 10,$$

(8)

2) The ref. ²³⁾ should be:

M.Stenke, K.Aichele, D.Hathiramani, G.Hofmann, M.Steidl, R.Völpel, E.Salzbom,
Nucl. Instrum. Meth. Phys. Res. **B 98** (1995) 138