

## §5. Activation Experiment with D-T Neutrons on Materials Relevant to Liquid Blankets

Li, Z.X. (Grad. Univ. Advanced Studies), Tanaka, T., Muroga, T., Sato, S. (JAEA), Nishitani, T. (JAEA)

In order to evaluate neutron activation of materials relevant to the liquid blankets such as Lithium/vanadium-alloy and Flibe/vanadium-alloy blankets, Irradiation experiments have been performed using the Fusion Neutronics Source (FNS) at JAEA. Specimens of Er, Teflon ( $\text{CF}_2=\text{CF}_2$ ) and NIFS-HEAT-2 (V-4Cr-4Ti) were selected in the experiments for the evaluations of the activation of Er in the MHD coating ( $\text{Er}_2\text{O}_3$ ), F in Flibe ( $\text{LiF}-\text{BeF}_2$ ) and V, Cr, Ti in the structural materials, respectively. The sizes of specimens were  $10 \times 10 \times 0.03 - 0.1 \text{ mm}^3$ . Nb foils with  $10 \times 10 \times 0.05 \text{ mm}^3$  were attached to the specimens to monitor the flux of fast neutrons. The irradiation with mono-energetic 14 MeV neutrons was conducted to examine the reactions with high energy neutrons. In addition, for the purpose of examining some important activation reactions with low energy neutrons, a Be mock-up was assembled to generate a neutron spectra with considerable low energy parts relevant to fusion blanket conditions. Fig. 1 shows the schematic cross-section of the Be mock-up.

The neutron spectra calculations were carried out using Monte Carlo transport codes MCNP-4C and JENDL3.3 files. A special routine was used in the calculations to represent generating D-T neutrons in the target [1]. The calculated spectra at the specimen location were shown in Fig. 2. The spectra without mock-up is a peak around 14 MeV while spectra at Position A and B in Be mock-up have considerable low energy parts.

After irradiation, the gamma-rays emitted from the irradiated specimens were measured with high purity Ge detectors. The activities of the nuclides were determined from the counts of the gamma-rays. The half life of the measured nuclides as followed ranges from 3.0 minutes to 43.7 hours:  $^{161}\text{Er}$ ,  $^{167}\text{Ho}$ ,  $^{168}\text{Ho}$ ,  $^{171}\text{Er}$ ,  $^{18}\text{F}$ ,  $^{51}\text{Ti}$ ,  $^{52}\text{V}$ ,  $^{48}\text{Sc}$ . The measured activities of nuclides have been compared with the ones calculated by FISPACT-2001 code and EAF-2001 file. The comparison was shown in Fig. 3. The results showed that the calculated activities of most of products are in agreement with the experiments within 20% uncertainty. Since the reaction generating  $^{168}\text{Ho}$  has a threshold near 14 MeV, potential source of discrepancy for  $^{168}\text{Ho}$  could be the uncertainties in spectrum estimation around 14 MeV and the cross section data of the energy group at around 14 MeV.

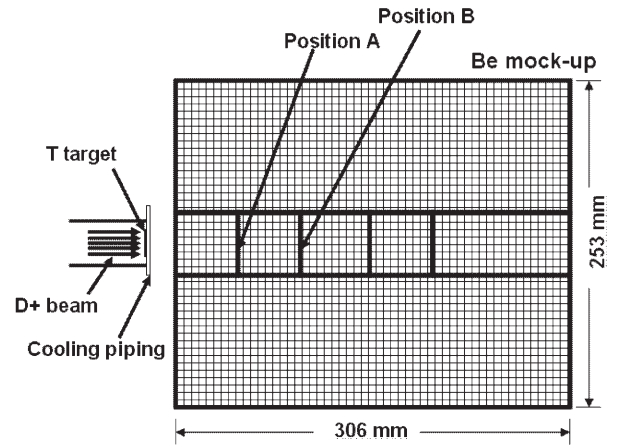


Fig. 1 Schematic cross-section view of the Be mock-up and the specimen locations

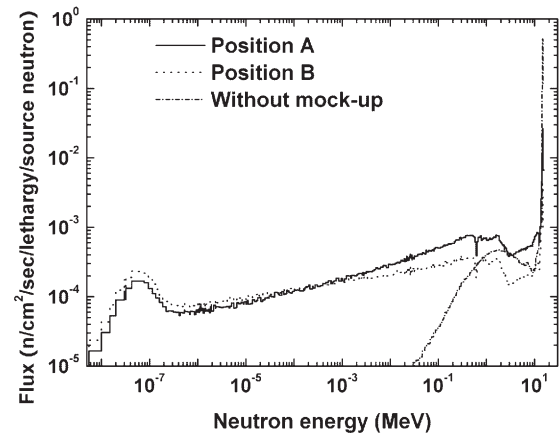


Fig. 2 Neutron spectra at locations without mock-up and Position A and Position B in Be mock-up

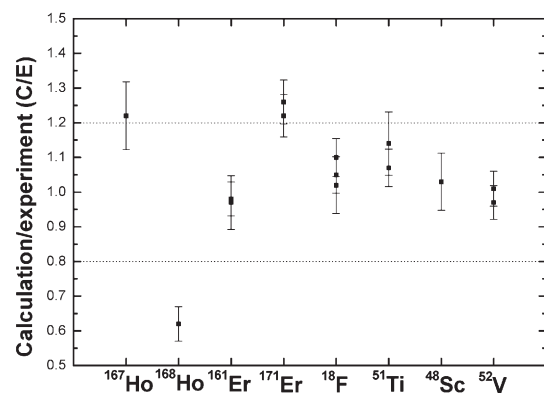


Fig. 3 Comparison of activities for nuclides between calculations and experiments

### Reference

1) F. Maekawa, et al., Vol. II : Analysis, JAERI-Research 94-044, Japan Atomic Energy Research Institute, 1994.