

## §14. Observation of the Periodical Movement of Ionized Front in a Closed-Divertor Simulator

Matsubara, A., Sato, K., Sudo, S., Sugimoto, T. (Dept. of Fusion Sci., Grad. Univ.),  
 Shibuya, T. (Dept. Elect. Photo. Opt., Tokai Univ.),  
 Tonegawa, A. (Dept. Phys. Sci., Tokai Univ.),  
 Kawamura, K., Takayama, K. (Res. Inst. Sci. Tech., Tokai Univ.)

Divertor plasmas have been simulated by using linear devices with detached divertor regimes that have been recognized as a standard operation mode in magnetic confinement devices. Here, we report the discovery of the periodical macroscopic motion of an ionized front in a closed divertor regime<sup>1)</sup>.

The experiment was carried out in the linear divertor simulator TPD-II at NIFS (see Fig. 1)<sup>1)</sup>. The helium plasma was continuously generated by dc discharge between the anode and the LaB<sub>6</sub> cathode (discharge current is 100 A). Typical plasma parameters were following: electron density is  $10^{19-20} \text{ m}^{-3}$ , electron temperature is  $\sim 10 \text{ eV}$  in the axial magnetic field of 0.2 T. The plasma goes into the simulated edge plasma region (E-region), and then into the closed divertor region (D-region). The orifice of 20 mm in diameter that was somewhat larger than the plasma diameter was located at 0.7 m distant from the target. This orifice plays a role of a baffle for the closed divertor in confinement devices. Plasma detachment appears in the D-region where the helium neutral gas is injected with a flow rate of  $Q \sim 0.02 \text{ Pa m}^3 \text{ s}^{-1}$ , and a neutral gas pressure at the D-region of  $P_D$ , is  $\sim 1 \text{ Pa}$ .

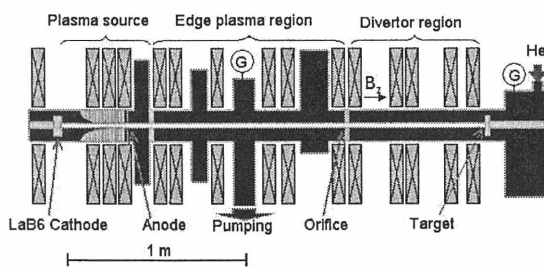


Fig.1 Schematic diagram of TPD-II.

The periodical movement of the ionized front can be observed for the condition of  $0.03 \leq Q \leq 0.1 \text{ Pa m}^3 \text{ s}^{-1}$ . Figure 2 shows sequential photographs of the periodical movement for the case of  $Q = 0.06 \text{ Pa m}^3 \text{ s}^{-1}$ . One can see that the ionized front moves periodically in and out of the D-region. The extent of the movement is  $\sim 0.5 \text{ m}$ . The period is  $\sim 8 \text{ s}$  for the present case. The neutral pressures measured at the D- and E- regions ( $P_D$  and  $P_E$ ) are shown in Figs. 3(a) and 3(b), respectively. Vertical lines of t1~t4 in Fig.3 denote each phase which corresponds to the phase indicated respectively as t1~t4 in Fig.2. Following the variation of  $P_D$  from t1 as a beginning, we can see that  $P_D$  increases until t3. In this stage the ionized front moves toward the upstream of the plasma flow (see Fig.2). At t3  $P_D$  reaches its maximum value, and the ionized front moves into the E-region. After t3,  $P_D$

decreases immediately while  $P_E$  increases drastically, indicating that the neutral gas accumulated in the D-region flows into the E-region. When  $P_D$  is reduced to half of its maximum value (at t4), the ionized front comes into the D-region again.

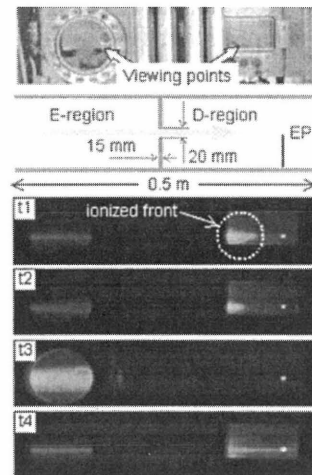


Fig.2 Sequential photographs of the periodical ionized front movement (taken every 1 second). EP means an emissive probe.

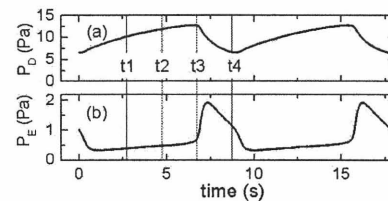


Fig.3 Variations of the neutral pressures measured at D-region,  $P_D$ , in (a) and E- region,  $P_E$ , in (b).

A possible interpretation of the movement is given as follows. It is noted that the neutral gas is pumped at the E-region ( $1 \text{ m}^3 \text{ s}^{-1}$ ), so the neutral particle tends to flow into the E-region through the orifice. During the stage in which the plasma flows through to orifice, the friction due to the plasma prevents the reversal flow. This causes the suppression in the effective conductance at the orifice for the reversal flow. Then,  $P_D$  increases, and both the friction and recombination become significant. As a result, the momentum loss of the plasma increases, and the ionized front begins to move toward the upstream. When the ionized front goes into the E-region, the effective friction becomes weak at the orifice; the neutral gas accumulated in the D-region flows into the E-region. As a consequence of the less friction loss, the ionized front moves into the D-region again. Thus, the periodic movement occurs.

Such periodical nature is observed here for the first time. The study of this phenomenon may contribute to a deeper understanding of the stability of the position of ionized front and may aid in the design of the closed divertor in confinement devices.

This work was supported by the NIFS collaborative research program.

1) Matsubara, A. et al.: J. Plasma Fusion Res., **78**, (2002) 196.